



2021 TYR Pro Swim Series

Indianapolis

May 12 - 15

Event 101

12 MAY 2021 - 5:00 PM

Women's 1500m Freestyle

Fastest Heats

Start List

Event Number 1

	Record	Splits					Name	NAT Code	Location	Date
WR	15:20.48	58.50	2:00.25	4:04.88	8:11.70	LEDECKY Katie	USA	Indianapolis (USA)	16 MAY 2018	
AR	15:20.48	58.50	2:00.25	4:04.88	8:11.70	LEDECKY Katie	USA	Indianapolis, IN (USA)	16 MAY 2018	
CR	15:20.48	58.50	2:00.25	4:04.88	8:11.70	LEDECKY Katie	USA	Indianapolis, IN (USA)	16 MAY 2018	
WJ	15:28.36	59.34	2:01.85	4:06.57	8:16.90	LEDECKY Katie	USA	Gold Coast (AUS)	21 AUG 2014	
OT	16:49.19						BEST TIME		omaha (USA)	

Heat 1

Lane	Name	Club Code	Year of Birth	Qualifying Time	Time	Rank
1	SIMS Kaitlynn	CW	2000	16:30.94		
2	DONOHUE Madelyn	UVA	2001	16:19.46		
3	SCHMIDT Sierra	UN-AZ	1998	16:10.12		
4	McHUGH Ally	WA	1997	16:05.98		
5	McMAHON Kensey	BAMA	1999	16:09.80		
6	NORDIN Emma	SUN	1999	16:11.23		
7	DENIGAN Mariah	LAK	2003	16:27.37		
8	KARRAS Sophia	LIAC	2003	16:39.40		

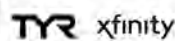
Heat 2

Lane	Name	Club Code	Year of Birth	Qualifying Time	Time	Rank
2	MACIAS ALBA Ayumi	FORD	1997	16:35.34		
3	ARZAVE Juli	UN-SI	2001	16:45.09		
4	STONEBURG Blair	TCA	♦ 2004	16:42.09		
5	WILLIAMS Liberty	UOFL	2001	16:44.38		
6	KILGALLON Abigail	UN-MN	1999	16:45.40		

Legend:

AR	American Record	CR	Championship Record	OT	Trials Cut	WJ	World Junior Record
WR	World Record	♦	Junior swimmer				

Official Timekeeping by Omega





2021 TYR Pro Swim Series

Indianapolis

May 12 - 15

Event 102 12 MAY 2021 - 5:18 PM

Men's 1500m Freestyle

Fastest Heats

Start List

REVISED
12 MAY 15:29

Event Number 2

	Record	Splits				Name	NAT Code	Location	Date
WR	14:31.02	55.80	1:54.31	3:51.50	7:45.45	SUN Yang	CHN	London (GBR)	4 AUG 2012
AR	14:39.48	56.74	1:55.55	3:53.15	7:49.73	JAEGER Connor	USA	Rio (BRA)	13 AUG 2016
CR	14:53.12					WILLIMOVSKY Jordan	USA	Mesa (USA)	1 JAN 2016
WJ	14:46.09	56.52	1:55.88	3:55.53	7:53.07	GRGIC Franko	CRO	Budapest (HUN)	25 AUG 2019
OT	15:44.89					BEST TIME		omaha (USA)	

Heat 1

Lane	Name	Club Code	Year of Birth	Qualifying Time	Time	Rank
1	CURLEY Hayden	UOFL	1999	15:27.67		
2	CALVILLO Mikey	ISC	2000	15:23.51		
3	SIBIRTSEV Iliia	UOFL	2001	15:11.98		
4	GROTHER Zane	BCH	1992	14:56.10		
5	KATZ Arik	VS	2001	15:05.93		
6	VARGAS JACOBO Ricardo	CW	1997	15:14.99		
7	CLARK Charlie	OSU	2002	15:33.51		
8	PAGE Advait	UN-FL	2001	15:29.54		

Heat 2

Lane	Name	Club Code	Year of Birth	Qualifying Time	Time	Rank
3	WILLIAMS Jude	UN-WI	2001	15:37.96		
4	SMITH T C	UOFL	1999	15:31.51		
6	ROBERTS Will	CW	1999	15:39.37		

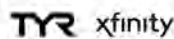
Legend:

AR American Record **CR** Championship Record **OT** Trials Cut **WJ** World Junior Record
WR World Record

REVISED

ELKAMASH Marwan is a scratch. CLARK Charlie will swim in heat #1

Official Timekeeping by Omega





2021 TYR Pro Swim Series

Indianapolis

May 12 - 15

Event 101

12 MAY 2021 - 5:00 PM

Women's 1500m Freestyle

Fastest Heats

Results Summary

Event Number 1

	Record	Splits					Name	NAT Code	Location	Date
WR	15:20.48	58.50	2:00.25	4:04.88	8:11.70	LEDECKY Katie	USA	Indianapolis (USA)	16 MAY 2018	
AR	15:20.48	58.50	2:00.25	4:04.88	8:11.70	LEDECKY Katie	USA	Indianapolis, IN (USA)	16 MAY 2018	
CR	15:20.48	58.50	2:00.25	4:04.88	8:11.70	LEDECKY Katie	USA	Indianapolis, IN (USA)	16 MAY 2018	
WJ	15:28.36	59.34	2:01.85	4:06.57	8:16.90	LEDECKY Katie	USA	Gold Coast (AUS)	21 AUG 2014	
OT	16:49.19					BEST TIME		omaha (USA)		

Fastest Heats

Rank	Heat	Lane	Name	Club Code	Year of Birth	R.T.	Time	Time Behind
1	1	4	McHUGH Ally	WA	1997	0.81	15:59.54	
	50m 30.57	100m 1:02.87	150m 1:35.14	200m 2:07.37	250m 2:39.69	300m 3:11.93	350m 3:44.18	400m 4:16.37
		32.30	32.27	32.23	32.32	32.24	32.25	32.19
	450m 4:48.55	500m 5:20.59	550m 5:52.58	600m 6:24.55	650m 6:56.70	700m 7:28.88	750m 8:01.11	800m 8:33.27
	32.18	32.04	31.99	31.97	32.15	32.18	32.23	32.16
	850m 9:05.68	900m 9:37.77	950m 10:09.70	1000m 10:41.40	1050m 11:13.05	1100m 11:44.83	1150m 12:16.51	1200m 12:48.69
	32.41	32.09	31.93	31.70	31.65	31.78	31.68	32.18
	1250m 13:20.48	1300m 13:52.86	1350m 14:25.01	1400m 14:57.42	1450m 15:29.17			
	31.79	32.38	32.15	32.41	31.75	30.37		
2	1	6	NORDIN Emma	SUN	1999	0.70	16:01.37	1.83
	50m 30.50	100m 1:02.80	150m 1:35.11	200m 2:07.47	250m 2:39.82	300m 3:12.05	350m 3:44.32	400m 4:16.32
		32.30	32.31	32.36	32.35	32.23	32.27	32.00
	450m 4:48.01	500m 5:19.76	550m 5:51.32	600m 6:23.13	650m 6:54.95	700m 7:27.08	750m 7:58.90	800m 8:30.75
	31.69	31.75	31.56	31.81	31.82	32.13	31.82	31.85
	850m 9:02.92	900m 9:34.96	950m 10:07.09	1000m 10:39.53	1050m 11:11.51	1100m 11:43.58	1150m 12:15.89	1200m 12:48.01
	32.17	32.04	32.13	32.44	31.98	32.07	32.31	32.12
	1250m 13:20.42	1300m 13:53.11	1350m 14:25.49	1400m 14:57.74	1450m 15:30.14			
	32.41	32.69	32.38	32.25	32.40	31.23		
3	1	3	SCHMIDT Sierra	UN-AZ	1998	0.85	16:06.85	7.31
	50m 30.10	100m 1:02.37	150m 1:34.79	200m 2:07.34	250m 2:39.81	300m 3:12.01	350m 3:44.25	400m 4:16.56
		32.27	32.42	32.55	32.47	32.20	32.24	32.31
	450m 4:48.67	500m 5:20.83	550m 5:53.01	600m 6:24.92	650m 6:56.96	700m 7:29.04	750m 8:01.39	800m 8:33.62
	32.11	32.16	32.18	31.91	32.04	32.08	32.35	32.23
	850m 9:05.84	900m 9:38.07	950m 10:10.40	1000m 10:42.90	1050m 11:15.37	1100m 11:47.68	1150m 12:20.05	1200m 12:52.78
	32.22	32.23	32.33	32.50	32.47	32.31	32.37	32.73
	1250m 13:25.28	1300m 13:57.85	1350m 14:30.27	1400m 15:02.99	1450m 15:35.12			
	32.50	32.57	32.42	32.72	32.13	31.73		
4	1	7	DENIGAN Mariah	LAK	2003	0.67	16:13.09	13.55
	50m 30.48	100m 1:03.11	150m 1:36.01	200m 2:08.81	250m 2:41.63	300m 3:14.09	350m 3:46.97	400m 4:19.48
		32.63	32.90	32.80	32.82	32.46	32.88	32.51
	450m 4:52.07	500m 5:24.52	550m 5:56.59	600m 6:28.95	650m 7:01.24	700m 7:33.20	750m 8:05.28	800m 8:37.96
	32.59	32.45	32.07	32.36	32.29	31.96	32.08	32.68
	850m 9:10.38	900m 9:42.72	950m 10:14.88	1000m 10:47.36	1050m 11:19.65	1100m 11:52.09	1150m 12:24.57	1200m 12:57.16
	32.42	32.34	32.16	32.48	32.29	32.44	32.48	32.59
	1250m 13:29.57	1300m 14:02.29	1350m 14:34.88	1400m 15:07.81	1450m 15:40.67			
	32.41	32.72	32.59	32.93	32.86	32.42		
5	2	4	STONEBURG Blair	TCA	2004	0.68	16:37.08	37.54
	50m 30.09	100m 1:03.08	150m 1:36.20	200m 2:09.32	250m 2:42.44	300m 3:15.71	350m 3:49.13	400m 4:22.25
		32.99	33.12	33.12	33.12	33.27	33.42	33.12
	450m 4:55.18	500m 5:28.42	550m 6:01.55	600m 6:34.81	650m 7:08.17	700m 7:41.49	750m 8:14.93	800m 8:48.16
	32.93	33.24	33.13	33.26	33.36	33.32	33.44	33.23
	850m 9:21.56	900m 9:55.12	950m 10:28.81	1000m 11:02.44	1050m 11:36.25	1100m 12:09.81	1150m 12:43.66	1200m 13:17.57
	33.40	33.56	33.69	33.63	33.81	33.56	33.85	33.91
	1250m 13:51.20	1300m 14:24.91	1350m 14:58.67	1400m 15:32.26	1450m 16:05.59			
	33.63	33.71	33.76	33.59	33.33	31.49		
6	2	6	KILGALLON Abigail	UN-MN	1999	0.71	16:37.78	38.24
	50m 30.60	100m 1:03.33	150m 1:35.90	200m 2:09.81	250m 2:42.36	300m 3:16.12	350m 3:49.55	400m 4:22.70
		32.73	32.57	33.91	32.55	33.76	33.43	33.15
	450m 4:56.03	500m 5:29.04	550m 6:02.43	600m 6:35.61	650m 7:09.09	700m 7:42.27	750m 8:15.63	800m 8:48.84
	33.33	33.01	33.39	33.18	33.48	33.18	33.36	33.21
	850m 9:22.42	900m 9:55.85	950m 10:23.23	1000m 11:02.80	1050m 11:36.46	1100m 12:09.81	1150m 12:43.69	1200m 13:17.37
	33.58	33.43	27.38	39.57	33.66	33.35	33.88	33.68
	1250m 13:51.12	1300m 14:24.65	1350m 14:58.37	1400m 15:31.92	1450m 16:05.46			
	33.75	33.53	33.72	33.55	33.54	32.32		

Official Timekeeping by Omega





2021 TYR Pro Swim Series

Indianapolis

May 12 - 15

Event 101

12 MAY 2021 - 5:00 PM

Women's 1500m Freestyle

Fastest Heats

Results Summary

Event Number 1

Fastest Heats

Rank	Heat	Lane	Name	Club Code	Year of Birth	R.T.	Time	Time Behind
7	1	5	McMAHON Kensey	BAMA	1999	0.75	16:38.65	39.11
	50m 31.13	100m 1:03.60	150m 1:36.19	200m 2:08.45	250m 2:40.95	300m 3:13.58	350m 3:46.16	400m 4:18.75
		32.47	32.59	32.26	32.50	32.63	32.58	32.59
	450m 4:51.62	500m 5:24.48	550m 5:57.45	600m 6:30.62	650m 7:04.09	700m 7:37.42	750m 8:10.89	800m 8:44.56
	32.87	32.86	32.97	33.17	33.47	33.33	33.47	33.67
	850m 9:18.19	900m 9:51.67	950m 10:25.54	1000m 10:59.55	1050m 11:33.45	1100m 12:07.59	1150m 12:41.51	1200m 13:15.57
	33.63	33.48	33.87	34.01	33.90	34.14	33.92	34.06
	1250m 13:49.57	1300m 14:23.76	1350m 14:57.68	1400m 15:31.73	1450m 16:05.58			
	34.00	34.19	33.92	34.05	33.85	33.07		
8	1	2	DONOHUE Madelyn	UVA	2001	0.69	16:42.56	43.02
	50m 30.87	100m 1:03.21	150m 1:36.23	200m 2:09.30	250m 2:42.24	300m 3:15.12	350m 3:48.22	400m 4:21.35
		32.34	33.02	33.07	32.94	32.88	33.10	33.13
	450m 4:54.88	500m 5:28.21	550m 6:01.50	600m 6:34.80	650m 7:08.41	700m 7:42.08	750m 8:15.85	800m 8:49.19
	33.53	33.33	33.29	33.30	33.61	33.67	33.77	33.34
	850m 9:22.58	900m 9:56.50	950m 10:30.06	1000m 11:04.00	1050m 11:37.74	1100m 12:11.69	1150m 12:45.51	1200m 13:19.44
	33.39	33.92	33.56	33.94	33.74	33.95	33.82	33.93
	1250m 13:53.44	1300m 14:27.54	1350m 15:01.62	1400m 15:35.88	1450m 16:09.80			
	34.00	34.10	34.08	34.26	33.92	32.76		
9	1	1	SIMS Kaitlynn	CW	2000	0.83	16:45.36	45.82
	50m 30.94	100m 1:03.79	150m 1:36.38	200m 2:09.21	250m 2:42.20	300m 3:15.25	350m 3:48.33	400m 4:21.61
		32.85	32.59	32.83	32.99	33.05	33.08	33.28
	450m 4:55.12	500m 5:28.80	550m 6:02.05	600m 6:35.62	650m 7:09.45	700m 7:43.43	750m 8:17.28	800m 8:51.01
	33.51	33.68	33.25	33.57	33.83	33.98	33.85	33.73
	850m 9:25.07	900m 9:58.76	950m 10:33.09	1000m 11:06.94	1050m 11:41.12	1100m 12:15.34	1150m 12:49.52	1200m 13:23.32
	34.06	33.69	34.33	33.85	34.18	34.22	34.18	33.80
	1250m 13:57.39	1300m 14:31.14	1350m 15:05.21	1400m 15:39.40	1450m 16:13.01			
	34.07	33.75	34.07	34.19	33.61	32.35		
10	2	3	ARZAVE Juli	UN-SI	2001	0.79	16:53.21	53.67
	50m 30.70	100m 1:03.77	150m 1:37.18	200m 2:11.13	250m 2:44.72	300m 3:18.79	350m 3:52.48	400m 4:26.85
		33.07	33.41	33.95	33.59	34.07	33.69	34.37
	450m 5:00.71	500m 5:34.66	550m 6:08.58	600m 6:42.69	650m 7:16.60	700m 7:50.45	750m 8:24.40	800m 8:58.41
	33.86	33.95	33.92	34.11	33.91	33.85	33.95	34.01
	850m 9:32.58	900m 10:06.73	950m 10:40.55	1000m 11:14.32	1050m 11:47.87	1100m 12:21.97	1150m 12:55.60	1200m 13:29.46
	34.17	34.15	33.82	33.77	33.55	34.10	33.63	33.86
	1250m 14:03.46	1300m 14:37.49	1350m 15:11.36	1400m 15:45.97	1450m 16:19.93			
	34.00	34.03	33.87	34.61	33.96	33.28		
11	2	5	WILLIAMS Liberty	UOFL	2001	0.68	16:59.46	59.92
	50m 31.45	100m 1:04.79	150m 1:38.96	200m 2:12.75	250m 2:46.70	300m 3:20.43	350m 3:54.49	400m 4:28.19
		33.34	34.17	33.79	33.95	33.73	34.06	33.70
	450m 5:02.24	500m 5:35.53	550m 6:09.36	600m 6:42.93	650m 7:16.59	700m 7:50.22	750m 8:24.75	800m 8:58.68
	34.05	33.29	33.83	33.57	33.66	33.63	34.53	33.93
	850m 9:33.04	900m 10:07.02	950m 10:41.75	1000m 11:15.79	1050m 11:50.80	1100m 12:25.36	1150m 13:00.00	1200m 13:34.41
	34.36	33.98	34.73	34.04	35.01	34.56	34.64	34.41
	1250m 14:09.08	1300m 14:44.15	1350m 15:18.45	1400m 15:52.92	1450m 16:27.08			
	34.67	35.07	34.30	34.47	34.16	32.38		
12	1	8	KARRAS Sophia	LIAC	2003	0.75	17:04.39	1:04.85
	50m 30.94	100m 1:03.64	150m 1:36.97	200m 2:10.30	250m 2:43.63	300m 3:17.01	350m 3:50.60	400m 4:24.31
		32.70	33.33	33.33	33.33	33.38	33.59	33.71
	450m 4:57.85	500m 5:31.68	550m 6:05.19	600m 6:38.94	650m 7:12.62	700m 7:46.70	750m 8:20.62	800m 8:54.60
	33.54	33.83	33.51	33.75	33.68	34.08	33.92	33.98
	850m 9:28.74	900m 10:03.09	950m 10:37.45	1000m 11:11.97	1050m 11:46.16	1100m 12:20.69	1150m 12:55.50	1200m 13:30.89
	34.14	34.35	34.36	34.52	34.19	34.53	34.81	35.39
	1250m 14:06.45	1300m 14:42.84	1350m 15:18.62	1400m 15:54.32	1450m 16:29.70			
	35.56	36.39	35.78	35.70	35.38	34.69		
13	2	2	MACIAS ALBA Ayumi	FORD	1997	0.72	17:11.29	1:11.75
	50m 32.08	100m 1:05.75	150m 1:39.86	200m 2:14.02	250m 2:48.12	300m 3:22.25	350m 3:56.57	400m 4:30.96
		33.67	34.11	34.16	34.10	34.13	34.32	34.39
	450m 5:05.40	500m 5:39.76	550m 6:14.33	600m 6:48.89	650m 7:23.36	700m 7:57.90	750m 8:32.61	800m 9:07.32
	34.44	34.36	34.57	34.56	34.47	34.54	34.71	34.71
	850m 9:41.92	900m 10:16.64	950m 10:51.23	1000m 11:25.80	1050m 12:00.27	1100m 12:34.99	1150m 13:09.68	1200m 13:44.54
	34.60	34.72	34.59	34.57	34.47	34.72	34.69	34.86
	1250m 14:19.31	1300m 14:54.26	1350m 15:28.97	1400m 16:03.47	1450m 16:37.84			
	34.77	34.95	34.71	34.50	34.37	33.45		

Official Timekeeping by Omega





2021 TYR Pro Swim Series

Indianapolis

May 12 - 15

Event 101

12 MAY 2021 - 5:00 PM

Women's 1500m Freestyle

Fastest Heats

Results Summary

Event Number 1

Fastest Heats

Rank	Heat	Lane	Name	Club Code	Year of Birth	R.T.	Time	Time Behind
------	------	------	------	-----------	---------------	------	------	-------------

Legend:

AR	American Record	CR	Championship Record	OT	Trials Cut	R.T.	Reaction Time
WJ	World Junior Record	WR	World Record	♦	Junior swimmer		

Official Timekeeping by Omega





2021 TYR Pro Swim Series

Indianapolis

May 12 - 15

Event 102

12 MAY 2021 - 5:18 PM

Men's 1500m Freestyle

Fastest Heats

Results Summary

Event Number 2

	Record	Splits				Name	NAT Code	Location	Date
WR	14:31.02	55.80	1:54.31	3:51.50	7:45.45	SUN Yang	CHN	London (GBR)	4 AUG 2012
AR	14:39.48	56.74	1:55.55	3:53.15	7:49.73	JAEGER Connor	USA	Rio (BRA)	13 AUG 2016
CR	14:53.12					WILLIMOVSKY Jordan	USA	Mesa (USA)	1 JAN 2016
WJ	14:46.09	56.52	1:55.88	3:55.53	7:53.07	GRGIC Franko	CRO	Budapest (HUN)	25 AUG 2019
OT	15:44.89					BEST TIME		omaha (USA)	

Fastest Heats

Rank	Heat	Lane	Name	Club Code	Year of Birth	R.T.	Time	Time Behind
1	1	4	GROTHER Zane	BCH	1992	0.71	15:20.96	
	50m 27.57	100m 57.87	150m 1:28.60	200m 1:59.48	250m 2:30.33	300m 3:01.37	350m 3:32.44	400m 4:03.62
		30.30	30.73	30.88	30.85	31.04	31.07	31.18
	450m 4:34.79	500m 5:06.13	550m 5:37.43	600m 6:08.71	650m 6:40.02	700m 7:11.26	750m 7:42.66	800m 8:13.90
	31.17	31.34	31.30	31.28	31.31	31.24	31.40	31.24
	850m 8:45.12	900m 9:16.22	950m 9:47.22	1000m 10:18.07	1050m 10:48.81	1100m 11:19.56	1150m 11:49.89	1200m 12:20.46
	31.22	31.10	31.00	30.85	30.74	30.75	30.33	30.57
	1250m 12:51.07	1300m 13:21.38	1350m 13:51.92	1400m 14:22.44	1450m 14:52.80			
	30.61	30.31	30.54	30.52	30.36	28.16		
2	1	7	CLARK Charlie	OSU	2002	0.73	15:21.30	0.34
	50m 27.60	100m 1:00.09	150m 1:31.18	200m 2:02.31	250m 2:33.05	300m 3:04.64	350m 3:35.70	400m 4:06.91
		32.49	31.09	31.13	30.74	31.59	31.06	31.21
	450m 4:38.05	500m 5:09.18	550m 5:40.18	600m 6:11.19	650m 6:42.09	700m 7:13.09	750m 7:43.89	800m 8:14.78
	31.14	31.13	31.00	31.01	30.90	31.00	30.80	30.89
	850m 8:45.59	900m 9:16.41	950m 9:47.07	1000m 10:17.81	1050m 10:48.34	1100m 11:19.07	1150m 11:49.65	1200m 12:20.39
	30.81	30.82	30.66	30.74	30.53	30.73	30.58	30.74
	1250m 12:51.01	1300m 13:21.69	1350m 13:52.29	1400m 14:22.77	1450m 14:53.04			
	30.62	30.68	30.60	30.48	30.27	28.26		
3	1	6	VARGAS JACOBO Ricardo	CW	1997	0.71	15:23.13	2.17
	50m 28.33	100m 58.80	150m 1:29.52	200m 2:00.09	250m 2:30.92	300m 3:01.65	350m 3:32.54	400m 4:03.38
		30.47	30.72	30.57	30.83	30.73	30.89	30.84
	450m 4:34.24	500m 5:05.23	550m 5:35.91	600m 6:06.71	650m 6:37.53	700m 7:08.24	750m 7:39.17	800m 8:09.92
	30.86	30.99	30.68	30.80	30.82	30.71	30.93	30.75
	850m 8:40.97	900m 9:12.17	950m 9:43.27	1000m 10:14.28	1050m 10:45.45	1100m 11:16.86	1150m 11:48.38	1200m 12:19.96
	31.05	31.20	31.10	31.01	31.17	31.41	31.52	31.58
	1250m 12:51.35	1300m 13:22.46	1350m 13:53.92	1400m 14:24.49	1450m 14:54.64			
	31.39	31.11	31.46	30.57	30.15	28.49		
4	2	3	WILLIAMS Jude	UN-WI	2001	0.77	15:28.24	7.28
	50m 28.58	100m 59.43	150m 1:31.14	200m 2:02.47	250m 2:33.79	300m 3:05.15	350m 3:36.39	400m 4:07.75
		30.85	31.71	31.33	31.32	31.36	31.24	31.36
	450m 4:39.37	500m 5:10.95	550m 5:41.74	600m 6:12.88	650m 6:44.16	700m 7:15.48	750m 7:46.56	800m 8:17.73
	31.62	31.58	30.79	31.14	31.28	31.32	31.08	31.17
	850m 8:48.91	900m 9:19.86	950m 9:50.96	1000m 10:21.81	1050m 10:52.18	1100m 11:22.61	1150m 11:53.27	1200m 12:23.74
	31.18	30.95	31.10	30.85	30.37	30.43	30.66	30.47
	1250m 12:54.48	1300m 13:25.04	1350m 13:56.24	1400m 14:27.14	1450m 14:57.91			
	30.74	30.56	31.20	30.90	30.77	30.33		
5	1	5	KATZ Arik	VS	2001	0.70	15:35.56	14.60
	50m 28.28	100m 59.05	150m 1:29.79	200m 2:00.93	250m 2:32.32	300m 3:03.82	350m 3:35.25	400m 4:06.94
		30.77	30.74	31.14	31.39	31.50	31.43	31.69
	450m 4:38.60	500m 5:10.45	550m 5:41.65	600m 6:13.06	650m 6:44.50	700m 7:15.76	750m 7:47.39	800m 8:18.87
	31.66	31.85	31.20	31.41	31.44	31.26	31.63	31.48
	850m 8:50.54	900m 9:22.23	950m 9:54.02	1000m 10:25.44	1050m 10:56.53	1100m 11:28.06	1150m 11:59.70	1200m 12:31.27
	31.67	31.69	31.79	31.42	31.09	31.53	31.64	31.57
	1250m 13:02.77	1300m 13:34.29	1350m 14:05.09	1400m 14:35.97	1450m 15:06.58			
	31.50	31.52	30.80	30.88	30.61	28.98		
6	1	1	CURLEY Hayden	UOFL	1999	0.69	15:35.94	14.98
	50m 28.75	100m 59.77	150m 1:31.25	200m 2:02.80	250m 2:34.45	300m 3:06.09	350m 3:37.82	400m 4:09.31
		31.02	31.48	31.55	31.65	31.64	31.73	31.49
	450m 4:40.99	500m 5:12.39	550m 5:43.99	600m 6:15.31	650m 6:46.62	700m 7:17.86	750m 7:49.09	800m 8:20.45
	31.68	31.40	31.60	31.32	31.31	31.24	31.23	31.36
	850m 8:52.06	900m 9:23.30	950m 9:54.57	1000m 10:25.82	1050m 10:57.06	1100m 11:28.43	1150m 11:59.90	1200m 12:31.17
	31.61	31.24	31.27	31.25	31.24	31.37	31.47	31.27
	1250m 13:02.72	1300m 13:34.20	1350m 14:05.71	1400m 14:36.79	1450m 15:07.03			
	31.55	31.48	31.51	31.08	30.24	28.91		

Official Timekeeping by Omega





2021 TYR Pro Swim Series

Indianapolis

May 12 - 15

Event 102 12 MAY 2021 - 5:18 PM

Men's 1500m Freestyle

Fastest Heats

Results Summary

Event Number 2

Fastest Heats

Rank	Heat	Lane	Name	Club Code	Year of Birth	R.T.	Time	Time Behind
7	2	6	ROBERTS Will	CW	1999	0.67	15:36.74	15.78
	50m 27.89	100m 57.60	150m 1:27.86	200m 1:58.52	250m 2:28.64	300m 2:59.70	350m 3:30.66	400m 4:01.16
		29.71	30.26	30.66	30.12	31.06	30.96	30.50
	450m 4:32.07	500m 5:03.24	550m 5:34.49	600m 6:05.75	650m 6:37.32	700m 7:08.99	750m 7:40.47	800m 8:12.67
	30.91	31.17	31.25	31.26	31.57	31.67	31.48	32.20
	850m 8:45.03	900m 9:16.53	950m 9:48.61	1000m 10:20.62	1050m 10:52.35	1100m 11:24.21	1150m 11:56.00	1200m 12:27.74
	32.36	31.50	32.08	32.01	31.73	31.86	31.79	31.74
	1250m 12:59.76	1300m 13:31.64	1350m 14:03.46	1400m 14:35.01	1450m 15:06.10			
	32.02	31.88	31.82	31.55	31.09	30.64		
8	1	2	CALVILLO Mikey	ISC	2000	0.70	15:41.04	20.08
	50m 28.81	100m 1:00.12	150m 1:31.90	200m 2:03.82	250m 2:36.07	300m 3:08.11	350m 3:40.08	400m 4:12.03
		31.31	31.78	31.92	32.25	32.04	31.97	31.95
	450m 4:44.09	500m 5:15.97	550m 5:47.98	600m 6:19.69	650m 6:51.59	700m 7:23.22	750m 7:55.07	800m 8:26.63
	32.06	31.88	32.01	31.71	31.90	31.63	31.85	31.56
	850m 8:57.98	900m 9:29.13	950m 10:00.21	1000m 10:31.30	1050m 11:02.39	1100m 11:33.48	1150m 12:04.43	1200m 12:35.58
	31.35	31.15	31.08	31.09	31.09	31.09	30.95	31.15
	1250m 13:06.79	1300m 13:37.89	1350m 14:08.84	1400m 14:39.86	1450m 15:10.74			
	31.21	31.10	30.95	31.02	30.88	30.30		
9	1	8	PAGE Advait	UN-FL	2001	0.79	15:54.94	33.98
	50m 28.59	100m 58.89	150m 1:29.49	200m 2:00.55	250m 2:31.56	300m 3:02.84	350m 3:34.04	400m 4:05.50
		30.30	30.60	31.06	31.01	31.28	31.20	31.46
	450m 4:36.98	500m 5:08.72	550m 5:40.84	600m 6:13.19	650m 6:45.29	700m 7:17.91	750m 7:50.32	800m 8:22.84
	31.48	31.74	32.12	32.35	32.10	32.62	32.41	32.52
	850m 8:55.16	900m 9:27.45	950m 9:59.83	1000m 10:32.39	1050m 11:05.04	1100m 11:37.63	1150m 12:09.91	1200m 12:42.55
	32.32	32.29	32.38	32.56	32.65	32.59	32.28	32.64
	1250m 13:15.07	1300m 13:47.27	1350m 14:19.48	1400m 14:51.69	1450m 15:23.88			
	32.52	32.20	32.21	32.21	32.19	31.06		
10	2	4	SMITH T C	UOFL	1999	0.68	15:59.72	38.76
	50m 28.45	100m 58.91	150m 1:29.67	200m 2:00.76	250m 2:31.87	300m 3:03.30	350m 3:34.66	400m 4:06.21
		30.46	30.76	31.09	31.11	31.43	31.36	31.55
	450m 4:37.91	500m 5:09.60	550m 5:41.24	600m 6:13.05	650m 6:45.06	700m 7:16.97	750m 7:49.15	800m 8:21.51
	31.70	31.69	31.64	31.81	32.01	31.91	32.18	32.36
	850m 8:53.73	900m 9:26.09	950m 9:58.62	1000m 10:31.15	1050m 11:04.07	1100m 11:36.55	1150m 12:09.47	1200m 12:42.48
	32.22	32.36	32.53	32.53	32.92	32.48	32.92	33.01
	1250m 13:15.58	1300m 13:48.74	1350m 14:22.00	1400m 14:54.80	1450m 15:27.81			
	33.10	33.16	33.26	32.80	33.01	31.91		
11	1	3	SIBIRTSEV Iliia	UOFL	2001	0.65	16:29.65	1:08.69
	50m 28.52	100m 59.15	150m 1:30.28	200m 2:01.45	250m 2:32.81	300m 3:04.54	350m 3:36.35	400m 4:08.52
		30.63	31.13	31.17	31.36	31.73	31.81	32.17
	450m 4:40.49	500m 5:12.75	550m 5:45.15	600m 6:18.12	650m 6:51.97	700m 7:25.51	750m 7:59.94	800m 8:34.13
	31.97	32.26	32.40	32.97	33.85	33.54	34.43	34.19
	850m 9:08.31	900m 9:42.28	950m 10:16.40	1000m 10:50.97	1050m 11:25.46	1100m 11:59.77	1150m 12:34.23	1200m 13:08.71
	34.18	33.97	34.12	34.57	34.49	34.31	34.46	34.48
	1250m 13:43.00	1300m 14:16.78	1350m 14:50.32	1400m 15:23.71	1450m 15:57.31			
	34.29	33.78	33.54	33.39	33.60	32.34		

Legend:	AR American Record	CR Championship Record	OT Trials Cut	R.T. Reaction Time
	WJ World Junior Record	WR World Record		

Official Timekeeping by Omega





2021 TYR Pro Swim Series

Indianapolis

May 12 - 15

Event 3

13 MAY 2021 - 9:00 AM

Women's 100m Freestyle

Heats

Start List

Event Number 3

	Record	Split	Name	NAT Code	Location	Date
WR	51.71	24.83	SJOESTROEM Sarah	SWE	Budapest (HUN)	23 JUL 2017
AR	52.04	27.23	MANUEL Simone	USA	Budapest (HUN)	26 JUL 2019
CR	53.12		SJOSTROM Sarah	SWE	Austin (USA)	1 JAN 2016
WJ	52.70	25.70	OLEKSIK Penny	USA	Rio de Janeiro (BRA)	11 AUG 2016
OT	56.29		BEST TIME		omaha (USA)	

Heat 1 of 6

Lane	Name	Club Code	Year of Birth	Entry Time	Time	Rank
2	WANEZEK Maggie	EBSC	◆ 2005	57.88		
3	GALYER Ali	CARD	1998	57.68		
4	GLASS Megan	CW	2001	57.27		
5	NERO Bailey	NCAC	1997	57.38		
6	STONEBURG Blair	TCA	◆ 2004	57.81		
7	WALSH Alex	UN-VA	2001			

Heat 2 of 6

Lane	Name	Club Code	Year of Birth	Entry Time	Time	Rank
1	CRUSH Annabel	LAK	2002	56.96		
2	MADDEN Paige	UVA	1998	56.87		
3	DELGADO Anicka	UN-CA	2002	56.67		
4	HOWLEY Tess	LIAC	◆ 2005	56.59		
5	WADDELL Tevyn	UN-MN	1998	56.63		
6	TURAK Ashley	ISC	2000	56.77		
7	ZENICK Kitkat	UN-OH	2001	56.92		
8	DUNN Diana	UOFL	2000	57.00		

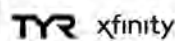
Heat 3 of 6

Lane	Name	Club Code	Year of Birth	Entry Time	Time	Rank
1	EIBER Laurel	ISC	1998	56.44		
2	KRAUS Alena	UOFL	1999	56.34		
3	TILTMANN Reilly	UVA	2003	56.26		
4	WELCH Ella	CARD	◆ 2004	56.22		
5	HAYES Leah	TIDEIL	◆ 2005	56.25		
6	STONE McKenna	FMC	2003	56.30		
7	ALBIERO Gabi	UOFL	2002	56.39		
8	HETRICK Paige	UOFL	2002	56.44		

Heat 4 of 6

Lane	Name	Club Code	Year of Birth	Entry Time	Time	Rank
1	PAEGLE Kristina	ISC	◆ 2004	56.03		
2	DELOOF Ali	TNAQ	1994	55.55		
3	OSMAN Farida	UN-VA	1995	54.93		
4	BROWN Erika	TNAQ	1998	53.42		
5	DELOOF Gabby	CW	1996	54.41		
6	FANZ Casey	CARD	1998	55.38		
7	ARCILA HURTADO Isabella	MVN	1994	55.87		
8	REGENAUER Christiana	UOFL	2001	56.22		

Official Timekeeping by Omega





2021 TYR Pro Swim Series

Indianapolis

May 12 - 15

Event 3

13 MAY 2021 - 9:00 AM

Women's 100m Freestyle

Heats

Start List

Event Number 3

Heat 5 of 6

Lane	Name	Club Code	Year of Birth	Entry Time	Time	Rank
1	STEPANEK Chloe	TAMU	2002	56.01		
2	BILQUIST Amy	SAC	1997	55.50		
3	MACK Linnea	TE	1995	54.78		
4	GASTALDELLO Beryl	AGS	1995	53.40		
5	DELOOF Catie	CA-Y	1997	54.28		
6	DOUGLASS Kate	UVA	2001	55.24		
7	SPADONI Marina	UN-FL	1993	55.86		
8	ULETT Tristen	UOFL	2002	56.19		

Heat 6 of 6

Lane	Name	Club Code	Year of Birth	Entry Time	Time	Rank
1	WILSON Kayla	TIDEVA	♦ 2004	55.96		
2	PORTER Samantha	UMIZ	1999	55.45		
3	DAHLIA Kelsi	CARD	1994	54.56		
4	COMERFORD Mallory	CARD	1997	52.98		
5	SCHMITT Allison	SUN	1990	53.80		
6	NOVELLINE Carly	WILD	♦ 2004	55.08		
7	NELSON Beata	WA	1998	55.84		
8	PASH Kelly	TEX	2001	56.08		

Legend:

AR American Record CR Championship Record OT Trials Cut WJ World Junior Record
 WR World Record ♦ Junior swimmer

Official Timekeeping by Omega





2021 TYR Pro Swim Series

Indianapolis

May 12 - 15

Event 4

13 MAY 2021 - 9:10 AM

Men's 100m Freestyle

Heats

Start List

Event Number 4

	Record	Split	Name	NAT Code	Location	Date
WR	46.91	22.17	CIELO FILHO Cesar	BRA	Rome (ITA)	30 JUL 2009
AR	46.96		DRESSEL Caeleb	USA	Budapest (HUN)	28 JUL 2019
CR	48.00		ADRIAN Nathan	USA	Mesa (USA)	1 JAN 2016
WJ	47.57	22.84	MINAKOV Andrei	RUS	Kazan (RUS)	30 OCT 2020
OT	50.49		BEST TIME		omaha (USA)	

Heat 1 of 8

Lane	Name	Club Code	Year of Birth	Entry Time	Time	Rank
2	GERMONPREZ Nate	ISWM	◆ 2004	54.40		
3	WHYTE Mitchell	UN-KY	2000	53.49		
4	RINCON Anthony	VS	2001	52.68		
5	GONZALEZ MEDINA Mateo	AGS	1996	53.19		
6	TIBAZI Yusuf	GSC-FL	1996	DNS		

Heat 2 of 8

Lane	Name	Club Code	Year of Birth	Entry Time	Time	Rank
1	ALEXANDER Nick	TRI	1998	52.48		
2	SWARTWOUT Billy	LIAC	2002	52.21		
3	HAMBLIN Brandon	ISC	1999	51.91		
4	BRATANOV Koko	TAMU	2000	51.54		
5	ERVIN Anthony	TE	1981	51.89		
6	DUNCAN Caleb	UN-KY	2000	DNS		
7	COLIN John	DASH	1998	52.41		
8	WATKINS Thomas	UN-OH	2000	52.67		

Heat 3 of 8

Lane	Name	Club Code	Year of Birth	Entry Time	Time	Rank
1	SEQUEIRA Aaron	CM	2001	51.34		
2	LOWE Dalton	UN-KY	2002	51.21		
3	MODGLIN Will	ZSC	◆ 2004	51.00		
4	AL-YAMANI Mokhtar	CW	1997	50.89		
5	CUMMINGS Tanner	UN-KY	1999	50.96		
6	PEEL Cam	UN-MI	2000	51.07		
7	D'ARRIGO Mitch	GSC-FL	1995	51.32		
8	LAMB August	UVA	2000	51.43		

Heat 4 of 8

Lane	Name	Club Code	Year of Birth	Entry Time	Time	Rank
1	STEWART Sam	YHF	1997	DNS		
2	BOYLE Connor	FMC	2002	50.60		
3	AYAR Kaan	DM	1995	50.47		
4	RICHARDSON Steven	UN-GU	1995	DNS		
5	BYBEE Cody	SUN	1999	50.45		
6	JOSA Matthew	UN-NC	1995	50.49		
7	KHNYKIN Oleksii	SPA	1999	50.61		
8	DELIYIANNIS Mihalīs	UN-KY	1999	DNS		

Official Timekeeping by Omega



2021 TYR Pro Swim Series

Indianapolis

May 12 - 15

Event 4

13 MAY 2021 - 9:10 AM

Men's 100m Freestyle

Heats

Start List

Event Number 4

Heat 5 of 8

Lane	Name	Club Code	Year of Birth	Entry Time	Time	Rank
1	DEVINE Abrahm	TE	1996	50.39		
2	BRESETTE Liam	SUN	1999	50.33		
3	GREVERS Matt	UN-AZ	1985	50.24		
4	PAULSON Colton	UN-KY	2000	50.22		
5	LILE Nathan	GAME	1994	50.23		
6	CARLSON Evan	SUN	1999	50.28		
7	FRANZMAN Jack	ISC	1999	50.36		
8	EIBER Griffin	ISC	1998	50.41		

Heat 6 of 8

Lane	Name	Club Code	Year of Birth	Entry Time	Time	Rank
1	DOLAN Jack	SUN	2000	50.11		
2	PINFOLD Brett	SHAC	1995	49.69		
3	BAQLAH Khader	GSC-FL	1998	DNS		
4	PIERONI Blake	SAND	1995	47.87		
5	CARTER Dylan	TE	1996	48.52		
6	RAMIREZ Daniel	WASC	1992	49.45		
7	IGA Jorge	UN-AZ	1997	49.86		
8	ROBROCK Kyle	TOPS	1993	50.17		

Heat 7 of 8

Lane	Name	Club Code	Year of Birth	Entry Time	Time	Rank
1	ELARABY Abdelrahman	UN-KY	2000	49.94		
2	MESTRE Alberto	UN-FG	1999	49.47		
3	BECKER Bowe	SAND	1997	48.85		
4	APPLE Zach	MVN	1997	47.69		
5	ADRIAN Nathan	UN-PC	1988	48.17		
6	KHALAFALLA Ali	MVN	1996	49.22		
7	SWIFT Carter	SUN	1998	49.84		
8	KOVAC Danny	UMIZ	2000	50.16		

Heat 8 of 8

Lane	Name	Club Code	Year of Birth	Entry Time	Time	Rank
1	BROWNSTEAD Matt	UVA	2002	49.93		
2	HOUSE Grant	SUN	1998	49.47		
3	CHADWICK Michael	NCAC	1995	48.70		
4	HELD Ryan	NYAC	1995	47.39		
5	FARRIS Dean	VS	1997	48.07		
6	SCHOOLING Joe	UN-VA	1995	49.16		
7	ARMSTRONG Hunter	UN-LE	2001	49.74		
8	EASTMAN Michael	UN-KY	2000	50.14		

Legend:							
AR	American Record	CR	Championship Record	DNS	Did Not Start	OT	Trials Cut
WJ	World Junior Record	WR	World Record	♦	Junior swimmer		

Official Timekeeping by Omega





2021 TYR Pro Swim Series

Indianapolis

May 12 - 15

Event 5

13 MAY 2021 - 9:23 AM

Women's 100m Breaststroke

Heats

Start List

Event Number 5

	Record	Split	Name	NAT Code	Location	Date
WR	1:04.13	29.80	KING Lilly	USA	Budapest (HUN)	25 JUL 2017
AR	1:04.13	29.80	KING Lilly	USA	Budapest (HUN)	25 JUL 2017
CR	1:05.32		KING Lilly	USA	Mission Viejo (USA)	8 APR 2021
WJ	1:05.39	30.48	MEILUTYTE Ruta	LTU	Nanjing (CHN)	20 AUG 2014
OT	1:10.99		BEST TIME		omaha (USA)	

Heat 1 of 5

Lane	Name	Club Code	Year of Birth	Entry Time	Time	Rank
3	GONZALEZ-HERMOSILLO Monika	AGS	1995	1:12.92		
4	LOOZE Mackenzie	ISC	2000	1:12.45		
5	COOKE Maddie	UN-MA	1998	1:12.54		
6	WALSH Alex	UN-VA	2001	1:13.14		

Heat 2 of 5

Lane	Name	Club Code	Year of Birth	Entry Time	Time	Rank
1	DELESKE Nora	SUN	1999	1:11.74		
2	FARRINGTON Adeline	UN-KY	2001	1:11.24		
3	HART Carly	UN-MA	1998	1:10.90		
4	WENTZEL Jordyn	AQJT	2000	1:10.86		
5	NELSON Ella	UN-VA	2001	1:10.87		
6	TADDER Samantha	TIDEVA	2003	1:11.19		
7	JONES Kayla	UMIZ	1999	1:11.68		
8	DUARTE Mackenzie	COUG	1998	1:11.78		

Heat 3 of 5

Lane	Name	Club Code	Year of Birth	Entry Time	Time	Rank
1	MORLEY Laura	ISC	1996	1:10.44		
2	MATHEWS Janessa	UN-OH	2000	1:09.70		
3	KOZELSKY Lindsey	UN-MN	1997	1:09.11		
4	ESCOBEDO Emily	COND	1995	1:07.11		
5	ANDREWS Ellie	WAC	2002	1:08.12		
6	FRIESEN Morgan	UN-KY	1999	1:09.37		
7	THOMAS Lucy	EBSC	♦ 2005	1:10.16		
8	ROBERTS Liz	GAME	1988	1:10.78		

Heat 4 of 5

Lane	Name	Club Code	Year of Birth	Entry Time	Time	Rank
1	PEPLOWSKI Noelle	ISC	2000	1:10.22		
2	HIGGS Lilly	UNC	2000	1:09.52		
3	STEELE Taylor	GAME	2000	1:09.07		
4	LAZOR Annie	MVN	1994	DNS		
5	TUCKER Miranda	UN-MI	1997	1:07.33		
6	KEATING Anna	UVA	2002	1:09.15		
7	BARKSDALE Emma	GAME	1997	1:09.91		
8	BACH Hannah	UN-OH	2000	1:10.74		

Official Timekeeping by Omega





2021 TYR Pro Swim Series

Indianapolis

May 12 - 15

Event 5

13 MAY 2021 - 9:23 AM

Women's 100m Breaststroke

Heats

Start List

Event Number 5

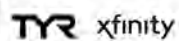
Heat 5 of 5

Lane	Name	Club Code	Year of Birth	Entry Time	Time	Rank
1	HIGGS Albury	GAME	1999	1:10.18		
2	WHEELER Kaylee	UN-KY	2000	1:09.50		
3	PHEE Jinq En	UN-IN	1997	1:08.50		
4	KING Lilly	ISC	1997	1:04.93		
5	GALAT Bethany	AGS	1995	1:07.13		
6	ANDERSON Olivia	AQJT	1997	1:09.14		
7	STEWART Kate	KANS	2000	1:09.90		
8	PANITZ Josie	UN-OH	2001	1:10.69		

Legend:

AR	American Record	CR	Championship Record	DNS	Did Not Start	OT	Trials Cut
WJ	World Junior Record	WR	World Record	◆	Junior swimmer		

Official Timekeeping by Omega





2021 TYR Pro Swim Series

Indianapolis

May 12 - 15

Event 6

13 MAY 2021 - 9:33 AM

Men's 100m Breaststroke

Heats

Start List

REVISED
13 MAY 7:35

Event Number 6

	Record	Split	Name	NAT Code	Location	Date
WR	56.88	26.63	PEATY Adam	GBR	Gwangju (KOR)	21 JUL 2019
AR	58.64	27.41	CORDES Kevin	USA	Budapest (HUN)	23 JUL 2017
CR	58.86		PEATY Adam	USA	Indianapolis (USA)	1 JAN 2017
WJ	59.01	27.48	MARTINENGGHI Nicolo	ITA	Indianapolis (USA)	23 AUG 2017
OT	1:03.29		BEST TIME		omaha (USA)	

Heat 1 of 5

Lane	Name	Club Code	Year of Birth	Entry Time	Time	Rank
2	PUENTE BUSTAMANTE Andres	TAMU	2001	1:03.12		
3	GRANT Will	VS	2001	1:10.47		
4	LEBED Alexander	UN-VA	1996	1:03.76		
5	YANG Calvin	CRIM	1999	1:03.99		
6	DEVINE Abrahm	TE	1996			

Heat 2 of 5

Lane	Name	Club Code	Year of Birth	Entry Time	Time	Rank
1	YEP Jassen	ISC	2002	1:03.37		
2	RODARTE Luke	UN-CA	1998	1:03.11		
3	MODGLIN Coleman	ZSC	2001	1:03.08		
4	IIDA Scooter	GSC-IL	2002	1:03.04		
5	KREILEY Aidan	UOFL	2002	1:03.04		
6	SEIDEL Max	TAC-NC	2001	1:03.09		
7	ERIKSSON Nic	UN-NC	1993	1:03.11		
8	BORNSTEIN Aj	CW	2000	1:03.49		

Heat 3 of 5

Lane	Name	Club Code	Year of Birth	Entry Time	Time	Rank
1	BARR Luke	ISWM	♦ 2003	1:02.44		
2	KHOSLA Raunak	FMC	2000	1:01.78		
3	CASTILLO LUNA Mauro	AGS	1995	1:01.04		
4	MATHENY Josh	PEAQ	2002	1:00.17		
5	MURILLO Jorge	TAC-NC	1991	1:00.85		
6	GOLDFADEN Itay	GAME	1996	1:01.56		
7	COOK Jon	ALTO	2000	1:02.29		
8	RUTTER Jonathan	UN-VA	1996	1:02.85		

Heat 4 of 5

Lane	Name	Club Code	Year of Birth	Entry Time	Time	Rank
1	AL-WIR Amro	UN-FL	2001	1:02.44		
2	ABALIKSTA Valdas	UNC	1998	1:01.76		
3	CONO Ben	GAME	1996	1:00.90		
4	MILLER Cody	SAND	1992	59.24		
5	EVDOKIMOV Alex	PRVT	1996	1:00.47		
6	HEAPHY John	UN-AZ	2000	1:01.53		
7	FROASS Ansel	UN-MI	2001	1:02.08		
8	CHAN Will	CW	1999	1:02.80		

Official Timekeeping by Omega





2021 TYR Pro Swim Series

Indianapolis

May 12 - 15

Event 6

13 MAY 2021 - 9:33 AM

Men's 100m Breaststroke

Heats

Start List

REVISED
13 MAY 7:35

Event Number 6

Heat 5 of 5

Lane	Name	Club Code	Year of Birth	Entry Time	Time	Rank
1	REICH Maxwell	ISC	2002	1:02.37		
2	SWANSON Charlie	CW	1998	1:01.67		
3	COPE Tommy	CW	1997	1:00.89		
4	ANDREW Michael	RPC-SI	1999	59.14		
5	McKEE Anton	UN-VA	1993	1:00.32		
6	EL KAMASH Youssef	ISC	1995	1:01.24		
7	CHAVEZ Miguel	TE	1995	1:01.93		
8	DEWITT Tristan	ISC	2001	1:02.76		

Legend:	AR American Record	CR Championship Record	OT Trials Cut	WJ World Junior Record
	WR World Record	◆ Junior swimmer		

REVISED

PUENTE BUSTAMANTE Andres was a late entry to lane 2

Official Timekeeping by Omega





2021 TYR Pro Swim Series

Indianapolis

May 12 - 15

Event 7

13 MAY 2021 - 9:43 AM

Women's 200m Butterfly

Heats

Start List

Event Number 7

	Record	Splits			Name	NAT Code	Location	Date
WR	2:01.81	27.19	58.08	1:30.20	LIU Zige	CHN	Jinan (CHN)	21 OCT 2009
AR	2:04.14	28.79	1:00.57	1:32.49	MOHLER Mary	USA	Roma (ITA)	29 JUL 2009
CR	2:06.11				FLICKINGER Hali	USA	Des Moines (USA)	5 MAR 2020
WJ	2:06.29				HASEGAWA Suzuka	JPN	Aichi (JPN)	13 APR 2017
OT	2:14.59				BEST TIME		omaha (USA)	

Heat 1 of 3

Lane	Name	Club Code	Year of Birth	Entry Time	Time	Rank
1	HAY Abby	UN-KY	2001	2:18.02		
2	NERO Bailey	NCAC	1997	2:14.14		
3	PASH Kelly	CSC	2001	2:10.61		
4	HOOK Charlotte	TAC-NC	♦ 2004	2:07.87		
5	KRAUS Alena	UN-KY	1999	2:10.06		
6	ULETT Tristen	UN-KY	2002	2:11.68		
7	TADDER Samantha	TIDEVA	2003	2:14.76		

Heat 2 of 3

Lane	Name	Club Code	Year of Birth	Entry Time	Time	Rank
1	HALL Madie	RIPT	2003	DNS		
2	TRACE Katie	UN-OH	1999	2:14.04		
3	QUAH Jing	TAMU	2000	2:10.26		
4	SMITH Regan	RIPT	2002	2:06.39		
5	GINGRICH Leah	HURR	1990	2:09.84		
6	LOOZE Mackenzie	ISC	2000	2:10.99		
7	ALBIERO Gabi	UN-KY	2002	2:14.51		

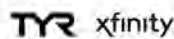
Heat 3 of 3

Lane	Name	Club Code	Year of Birth	Entry Time	Time	Rank
1	BARON Sam	UCLA	2002	2:15.81		
2	HARTER Abby	UVA	2002	2:11.84		
3	HOWLEY Tess	LIAC	♦ 2005	2:10.25		
4	FLICKINGER Hali	SUN	1994	2:05.96		
5	CARTER Olivia	CW	2000	2:08.22		
6	LOONEY Lindsay	SUN	2001	2:10.61		
7	JOHNSON Lauryn	UCLA	2001	2:14.28		
8	SCHMIDT Sierra	UN-AZ	1998	2:18.19		

Legend:

AR	American Record	CR	Championship Record	DNS	Did Not Start	OT	Trials Cut
WJ	World Junior Record	WR	World Record	♦	Junior swimmer		

Official Timekeeping by Omega





2021 TYR Pro Swim Series

Indianapolis

May 12 - 15

Event 8

13 MAY 2021 - 9:52 AM

Men's 200m Butterfly

Heats

Start List

Event Number 8

	Record	Splits		Name	NAT Code	Location	Date
WR	1:50.73	24.66	52.88	1:21.57	MILAK Kristof	HUN Gwangju (KOR)	24 JUL 2019
AR	1:51.51	24.76	52.88	1:21.93	PHELPS Michael	USA Roma (ITA)	29 JUL 2009
CR	1:53.84	26.08	54.82	1:23.91	URLANDO Gianluca	USA Clovis, CA (USA)	14 JUN 2019
WJ	1:53.79				MILAK Kristof	HUN Taipei (THA)	30 JUN 2017
OT	2:01.19				BEST TIME	omaha (USA)	

Heat 1 of 4

Lane	Name	Club Code	Year of Birth	Entry Time	Time	Rank
3	SMITH Holden	RPC-KY	◆ 2003	2:07.76		
4	ALARCON Greyson	UN-KY	2000	2:04.74		
5	SWANSON Charlie	CW	1998	DNS		

Heat 2 of 4

Lane	Name	Club Code	Year of Birth	Entry Time	Time	Rank
1	MICELI Mateo	ISWM	2002	2:02.53		
2	RUVALCABA CRUZ Hector	AGS	1997	1:59.31		
3	MATHIAS Van	ISC	2000	1:57.92		
4	ALBIERO Nicolas	UN-KY	1999	1:56.05		
5	GAMBARDELLA Corey	ISC	1998	1:57.32		
6	CONGER Jack	UN-VA	1994	1:58.57		
7	ORBE Gabriel	UN-KY	2002	2:00.47		

Heat 3 of 4

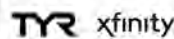
Lane	Name	Club Code	Year of Birth	Entry Time	Time	Rank
1	PORGES Dylan	TAC-NC	2000	DNS		
2	MARTINEZ Angel	AGS	1997	1:59.23		
3	DAHLGREN Jack	UMIZ	2000	1:57.51		
4	SMACHLO Miles	CW	1998	1:55.94		
5	WRIGHT Justin	NCAC	1996	1:57.18		
6	BURNS Brendan	ISC	2001	1:58.46		
7	ARROYO Jarod	UN-AZ	2001	2:00.28		

Heat 4 of 4

Lane	Name	Club Code	Year of Birth	Entry Time	Time	Rank
1	SANTANA Brendan	IA	1999	2:00.83		
2	COLSON Alexander	SUN	2001	1:58.82		
3	FENLON Matthew	BAD	2002	1:57.39		
4	HARTING Zach	CARD	1997	1:55.26		
5	QUAH Zheng	CAL	1996	1:56.61		
6	DILLMANN Alex	FMC	1997	1:57.99		
7	ROBERTS Will	CW	1999	1:59.59		
8	STEWART Sam	YHF	1997	2:02.69		

Legend:							
AR	American Record	CR	Championship Record	DNS	Did Not Start	OT	Trials Cut
WJ	World Junior Record	WR	World Record	◆	Junior swimmer		

Official Timekeeping by Omega





2021 TYR Pro Swim Series

Indianapolis

May 12 - 15

Event 9

13 MAY 2021 - 10:04 AM

Women's 400m Freestyle

Heats

Start List

Event Number 9

	Record	Splits			Name	NAT Code	Location	Date
WR	3:56.46	57.05	1:57.11	2:57.62	LEDECKY Katie	USA	Rio de Janeiro (BRA)	7 AUG 2016
AR	3:56.46	57.05	1:57.11	2:57.62	LEDECKY Katie	USA	Rio (BRA)	7 AUG 2016
CR	3:57.94	57.07	1:57.70	2:58.15	LEDECKY Katie	USA	Indianapolis, IN (USA)	17 MAY 2018
WJ	3:58.37	57.87	1:58.30	2:58.74	LEDECKY Katie	USA	Gold Coast (AUS)	21 AUG 2014
OT	4:16.89				BEST TIME		omaha (USA)	

Heat 1 of 4

Lane	Name	Club Code	Year of Birth	Entry Time	Time	Rank
3	PAEGLE Kristina	ISC	◆ 2004	4:33.46		
4	WILSON Kayla	TIDEVA	◆ 2004	4:23.88		
5	ACKERMAN Kathryn	CW	2002	4:27.06		

Heat 2 of 4

Lane	Name	Club Code	Year of Birth	Entry Time	Time	Rank
1	ARZAVE Juli	UN-SI	2001	4:21.75		
2	KARRAS Sophia	LIAC	2003	4:18.18		
3	SUMIDA Duda	UN-KY	2001	4:16.73		
4	MACIAS ALBA Ayumi	UN-AZ	1997	4:15.28		
5	WILLIAMS Liberty	UN-KY	2001	4:16.16		
6	KILGALLON Abigail	UN-MN	1999	4:17.59		
7	McCORMICK Paige	UN-KY	2002	4:19.31		

Heat 3 of 4

Lane	Name	Club Code	Year of Birth	Entry Time	Time	Rank
1	SIMS Kaitlynn	CW	2000	4:12.38		
2	LANING Erica	SUN	1999	4:10.59		
3	STEGE Rachel	FMC	2003	4:08.30		
4	MEITZ Kaersten	BA	1995	4:05.80		
5	NORDIN Emma	SUN	1999	4:07.72		
6	SCHMITT Allison	SUN	1990	4:08.81		
7	GORMSEN Cavan	LIAC	◆ 2005	4:11.30		
8	STONEBURG Blair	TCA	◆ 2004	4:14.77		

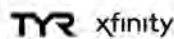
Heat 4 of 4

Lane	Name	Club Code	Year of Birth	Entry Time	Time	Rank
1	DENIGAN Mariah	LAK	2003	4:12.23		
2	MADDEN Paige	UVA	1998	4:09.19		
3	SCHMIDT Sierra	UN-AZ	1998	4:07.79		
4	SMITH Leah	UN-AZ	1995	4:01.29		
5	McHUGH Ally	WA	1997	4:07.08		
6	EVANS Joanna	TXLA	1997	4:08.71		
7	McMAHON Kensey	BAMA	1999	4:10.62		
8	DONOHUE Madelyn	UVA	2001	4:13.71		

Legend:

AR	American Record	CR	Championship Record	OT	Trials Cut	WJ	World Junior Record
WR	World Record	◆	Junior swimmer				

Official Timekeeping by Omega





2021 TYR Pro Swim Series

Indianapolis

May 12 - 15

Event 10

13 MAY 2021 - 10:24 AM

Men's 400m Freestyle

Heats

Start List

Event Number 10

	Record	Splits			Name	NAT Code	Location	Date
WR	3:40.07	54.42	1:51.02	2:47.17	BIEDERMANN Paul	GER	Rome (ITA)	26 JUL 2009
AR	3:42.78	54.86	1:51.91	2:48.07	JENSEN Larsen	USA	Beijing (CHN)	10 AUG 2008
CR	3:43.55				YANG Sun	JPN	Santa Clara (USA)	1 JAN 2016
WJ	3:44.60	53.35	1:50.26	2:47.72	HORTON Mack	AUS	Brisbane (AUS)	1 APR 2014
OT	3:57.29				BEST TIME		omaha (USA)	

Heat 1 of 4

Lane	Name	Club Code	Year of Birth	Entry Time	Time	Rank
2	STUMP Zach	WAC	◆ 2004	4:08.00		
3	CLARK Charlie	OSU	2002	3:58.57		
4	GRAY Andrew	SUN	2001	3:57.11		
5	PAGE Advait	UN-FL	2001	3:57.95		
6	IGA Jorge	UN-AZ	1997	DNS		

Heat 2 of 4

Lane	Name	Club Code	Year of Birth	Entry Time	Time	Rank
1	DUBOIS Jack	UMIZ	1999	3:56.93		
2	PAULSON Colton	UN-KY	2000	DNS		
3	SMITH T C	UN-KY	1999	3:55.56		
4	BRESETTE Liam	SUN	1999	3:54.42		
5	DANNHAUSER Josh	UN-WI	1998	3:55.40		
6	McDADE Ben	ISC	1999	3:55.57		
7	PORGES Dylan	TAC-NC	2000	DNS		
8	WILLIAMS Jude	UN-WI	2001	3:57.04		

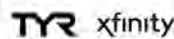
Heat 3 of 4

Lane	Name	Club Code	Year of Birth	Entry Time	Time	Rank
1	CURLEY Hayden	UN-KY	1999	3:53.12		
2	MESTRE Alfonso	UN-FL	2001	3:51.93		
3	WIESER Chris	DART	1995	3:50.23		
4	MITCHELL Jake	CSC	2001	3:47.95		
5	EL KAMASH Marwan	ISC	1994	3:48.62		
6	CALVILLO Mikey	ISC	2000	3:51.36		
7	HILL Julian	SUN	2000	3:52.92		
8	KATZ Arik	VS	2001	3:53.36		

Heat 4 of 4

Lane	Name	Club Code	Year of Birth	Entry Time	Time	Rank
1	ROBERTS Will	CW	1999	3:53.00		
2	BAQLAH Khader	GSC-FL	1998	DNS		
3	CALLAN Patrick	CW	1999	3:49.34		
4	GROTHE Zane	BCH	1992	3:45.78		
5	D'ARRIGO Mitch	GSC-FL	1995	3:48.39		
6	SIBIRTSEV Iliia	UN-KY	2001	3:50.45		
7	VARGAS JACOBO Ricardo	CW	1997	3:52.68		
8	FREEMAN James	UN-MN	2001	3:53.18		

Official Timekeeping by Omega





2021 TYR Pro Swim Series

Indianapolis

May 12 - 15

Event 10

13 MAY 2021 - 10:24 AM

Men's 400m Freestyle

Heats

Start List

Event Number 10

Legend:

AR	American Record	CR	Championship Record	DNS	Did Not Start	OT	Trials Cut
WJ	World Junior Record	WR	World Record	◆	Junior swimmer		

Official Timekeeping by Omega





2021 TYR Pro Swim Series

Indianapolis

May 12 - 15

Event 3

13 MAY 2021 - 9:00 AM

Women's 100m Freestyle

Heats

Results Summary

Event Number 3

	Record	Split	Name	NAT Code	Location	Date
WR	51.71	24.83	SJOESTROEM Sarah	SWE	Budapest (HUN)	23 JUL 2017
AR	52.04	27.23	MANUEL Simone	USA	Budapest (HUN)	26 JUL 2019
CR	53.12		SJOSTROM Sarah	SWE	Austin (USA)	1 JAN 2016
WJ	52.70	25.70	OLEKSIK Penny	USA	Rio de Janeiro (BRA)	11 AUG 2016
OT	56.29		BEST TIME		omaha (USA)	

Rank	Heat	Lane	Name	Club Code	Year of Birth	R.T.	50m	Time	Time Behind
1	5	3	MACK Linnea	TE	1995	0.72	25.97	53.78 27.81	A
2	5	6	DOUGLASS Kate	UVA	2001	0.66	25.87	54.30 28.43	0.52 A
3	5	5	DELOOF Catie	CA-Y	1997	0.69	26.25	54.32 28.07	0.54 A
4	6	5	SCHMITT Allison	SUN	1990	0.72	26.66	54.84 28.18	1.06 A
5	4	4	BROWN Erika	TNAQ	1998	0.68	26.53	54.87 28.34	1.09 A
6	6	7	NELSON Beata	WA	1998	0.72	26.61	55.04 28.43	1.26 A
7	5	1	STEPANEK Chloe	TAMU	2002	0.70	26.76	55.13 28.37	1.35 A
8	6	4	COMERFORD Mallory	CARD	1997	0.70	26.97	55.47 28.50	1.69 A
9	5	4	GASTALDELLO Beryl	AGS	1995	0.64	26.68	55.69 29.01	1.91 B
10	1	7	WALSH Alex	UN-VA	2001	0.77	26.89	55.72 28.83	1.94 B
11	4	5	DELOOF Gabby	CW	1996	0.70	26.76	55.78 29.02	2.00 B
12	2	2	MADDEN Paige	UVA	1998	0.59	27.11	55.87 28.76	2.09 B
13	6	8	PASH Kelly	CSC	2001	0.68	26.88	55.91 29.03	2.13 B
14	6	3	DAHLIA Kelsi	CARD	1994	0.63	27.10	56.04 28.94	2.26 B
15	6	6	NOVELLINE Carly	WILD	◆ 2004	0.64	27.03	56.19 29.16	2.41 B
16	3	5	HAYES Leah	TIDEIL	◆ 2005	0.80	27.29	56.21 28.92	2.43 B
17	3	4	WELCH Ella	CARD	◆ 2004	0.63	27.03	56.28 29.25	2.50 R
18	6	1	WILSON Kayla	TIDEVA	◆ 2004	0.68	27.36	56.45 29.09	2.67 R
19	3	7	ALBIERO Gabi	UOFL	2002	0.66	27.54	56.49 28.95	2.71
20	2	3	DELGADO Anicka	UN-CA	2002	0.66	27.17	56.52 29.35	2.74
21	4	8	REGENAUER Christiana	UOFL	2001	0.72	27.23	56.55 29.32	2.77
22	4	6	FANZ Casey	CARD	1998	0.66	27.12	56.56 29.44	2.78
23	3	8	HETRICK Paige	UOFL	2002	0.69	27.36	56.58 29.22	2.80

Official Timekeeping by Omega





2021 TYR Pro Swim Series

Indianapolis

May 12 - 15

Event 3

13 MAY 2021 - 9:00 AM

Women's 100m Freestyle

Heats

Results Summary

Event Number 3

Rank	Heat	Lane	Name	Club Code	Year of Birth	R.T.	50m	Time	Time Behind
24	6	2	PORTER Samantha	UMIZ	1999	0.61	27.31	56.62 29.31	2.84
25	4	2	DELOOF Ali	TNAQ	1994	0.59	27.28	56.65 29.37	2.87
=26	5	2	BILQUIST Amy	SAC	1997	0.64	27.27	56.73 29.46	2.95
=26	5	8	ULETT Tristen	UOFL	2002	0.75	27.50	56.73 29.23	2.95
=28	2	6	TURAK Ashley	ISC	2000	0.67	27.82	56.88 29.06	3.10
=28	3	6	STONE McKenna	FMC	2003	0.65	27.23	56.88 29.65	3.10
30	4	3	OSMAN Farida	UN-VA	1995	0.70	27.28	56.89 29.61	3.11
31	2	7	ZENICK Kitkat	UN-OH	2001	0.66	27.67	56.99 29.32	3.21
32	2	4	HOWLEY Tess	LIAC	◆ 2005	0.70	27.54	57.01 29.47	3.23
33	1	6	STONEBURG Blair	TCA	◆ 2004	0.65	27.24	57.02 29.78	3.24
34	2	8	DUNN Diana	UOFL	2000	0.66	27.69	57.08 29.39	3.30
35	2	1	CRUSH Annabel	LAK	2002	0.74	27.61	57.11 29.50	3.33
36	4	1	PAEGLE Kristina	ISC	◆ 2004	0.69	27.42	57.16 29.74	3.38
37	3	2	KRAUS Alena	UOFL	1999	0.59	27.49	57.20 29.71	3.42
38	1	4	GLASS Megan	CW	2001	0.69	27.88	57.32 29.44	3.54
39	3	3	TILTMANN Reilly	UVA	2003	0.76	27.81	57.41 29.60	3.63
40	3	1	EIBER Laurel	ISC	1998	0.68	27.73	57.58 29.85	3.80
41	1	2	WANEZEK Maggie	EBSC	◆ 2005	0.53	27.53	57.59 30.06	3.81
42	5	7	SPADONI Marina	UN-FL	1993	0.71	27.14	58.22 31.08	4.44
43	2	5	WADDELL Tevyn	UN-MN	1998	0.77	28.20	58.38 30.18	4.60
	1	3	GALYER Ali	CARD	1998			DNS	
	1	5	NERO Bailey	NCAC	1997			DNS	
	4	7	ARCILA HURTADO Isabella	MVN	1994			DNS	

Legend:							
A	Qualified for final A	AR	American Record	B	Qualified for final B	CR	Championship Record
DNS	Did Not Start	OT	Trials Cut	R	Reserve swimmer	R.T.	Reaction Time
WJ	World Junior Record	WR	World Record	◆	Junior swimmer		

Official Timekeeping by Omega





2021 TYR Pro Swim Series

Indianapolis

May 12 - 15

Event 4

13 MAY 2021 - 9:10 AM

Men's 100m Freestyle

Heats

Results Summary

Event Number 4

	Record	Split	Name	NAT Code	Location	Date
WR	46.91	22.17	CIELO FILHO Cesar	BRA	Rome (ITA)	30 JUL 2009
AR	46.96		DRESSEL Caeleb	USA	Budapest (HUN)	28 JUL 2019
CR	48.00		ADRIAN Nathan	USA	Mesa (USA)	1 JAN 2016
WJ	47.57	22.84	MINAKOV Andrei	RUS	Kazan (RUS)	30 OCT 2020
OT	50.49		BEST TIME		omaha (USA)	

Rank	Heat	Lane	Name	Club Code	Year of Birth	R.T.	50m	Time	Time Behind
1	6	4	PIERONI Blake	SAND	1995	0.62	23.87	48.78 24.91	A
2	8	4	HELD Ryan	NYAC	1995	0.63	23.20	49.03 25.83	0.25 A
3	8	3	CHADWICK Michael	NCAC	1995	0.71	23.88	49.29 25.41	0.51 A
4	7	2	MESTRE Alberto	UN-FG	1999	0.67	23.32	49.31 25.99	0.53 A
5	7	5	ADRIAN Nathan	UN-PC	1988	0.68	23.71	49.35 25.64	0.57 A
6	6	7	IGA Jorge	UN-AZ	1997	0.66	23.77	49.36 25.59	0.58 A
7	7	4	APPLE Zach	MVN	1997	0.64	24.20	49.57 25.37	0.79 A
8	7	3	BECKER Bowe	SAND	1997	0.67	23.84	49.67 25.83	0.89 A
9	7	7	SWIFT Carter	SUN	1998	0.61	23.77	49.75 25.98	0.97 B
10	8	2	HOUSE Grant	SUN	1998	0.62	24.01	49.83 25.82	1.05 B
11	7	6	KHALAFALLA Ali	MVN	1996	0.63	23.64	49.84 26.20	1.06 B
12	8	5	FARRIS Dean	VS	1997	0.68	23.43	49.89 26.46	1.11 B
13	4	7	KHNYKIN Oleksii	SPA	1999	0.70	23.46	50.09 26.63	1.31 B
14	6	5	CARTER Dylan	TE	1996	0.69	24.31	50.12 25.81	1.34 B
15	4	5	BYBEE Cody	SUN	1999	0.63	24.20	50.24 26.04	1.46 B
16	8	7	ARMSTRONG Hunter	UN-LE	2001	0.64	24.70	50.30 25.60	1.52 B
17	4	3	AYAR Kaan	DM	1995	0.60	24.24	50.37 26.13	1.59 R
=18	6	2	PINFOLD Brett	SHAC	1995	0.71	24.86	50.40 25.54	1.62 R?
=18	8	8	EASTMAN Michael	UOFL	2000	0.65	23.96	50.40 26.44	1.62 R?
20	3	5	CUMMINGS Tanner	UOFL	1999	0.58	24.17	50.50 26.33	1.72
21	8	6	SCHOOLING Joe	UN-VA	1995	0.63	24.32	50.59 26.27	1.81
22	8	1	BROWNSTEAD Matt	UVA	2002	0.66	24.36	50.60 26.24	1.82
23	2	4	BRATANOV Koko	TAMU	2000	0.64	23.99	50.70 26.71	1.92

Official Timekeeping by Omega





2021 TYR Pro Swim Series

Indianapolis

May 12 - 15

Event 4

13 MAY 2021 - 9:10 AM

Men's 100m Freestyle

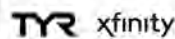
Heats

Results Summary

Event Number 4

Rank	Heat	Lane	Name	Club Code	Year of Birth	R.T.	50m	Time	Time Behind
24	4	2	BOYLE Connor	FMC	2002	0.71	24.23	50.77 26.54	1.99
25	5	1	DEVINE Abraham	TE	1996	0.69	24.92	50.81 25.89	2.03
26	6	6	RAMIREZ Daniel	WASC	1992	0.64	24.43	50.82 26.39	2.04
27	5	5	LILE Nathan	GAME	1994	0.63	24.17	50.86 26.69	2.08
28	3	2	LOWE Dalton	UOFL	2002	0.68	24.22	51.04 26.82	2.26
29	5	2	BRESETTE Liam	SUN	1999	0.65	24.79	51.07 26.28	2.29
30	5	6	CARLSON Evan	SUN	1999	0.68	24.26	51.14 26.88	2.36
31	6	1	DOLAN Jack	SUN	2000	0.63	24.47	51.19 26.72	2.41
32	2	5	ERVIN Tony	TE	1981	0.67	23.60	51.21 27.61	2.43
33	7	8	KOVAC Danny	UMIZ	2000	0.63	24.38	51.34 26.96	2.56
34	2	3	HAMBLIN Brandon	ISC	1999	0.65	24.48	51.39 26.91	2.61
35	3	3	MODGLIN Will	ZSC	◆ 2004	0.65	24.59	51.45 26.86	2.67
36	5	7	FRANZMAN Jack	ISC	1999	0.65	24.83	51.52 26.69	2.74
37	1	2	GERMONPREZ Nate	ISWM	◆ 2004	0.65	24.72	51.57 26.85	2.79
38	4	6	JOSA Matthew	UN-NC	1995	0.65	24.51	51.70 27.19	2.92
39	5	4	PAULSON Colton	UOFL	2000	0.69	24.69	51.71 27.02	2.93
40	2	2	SWARTWOUT Billy	LIAC	2002	0.53	25.04	51.73 26.69	2.95
41	3	8	LAMB August	UVA	2000	0.60	24.46	51.76 27.30	2.98
42	3	4	AL-YAMANI Mokhtar	CW	1997	0.61	24.76	51.81 27.05	3.03
43	5	3	GREVERS Matt	UN-AZ	1985	0.68	24.59	51.84 27.25	3.06
44	6	8	ROBROCK Kyle	TOPS	1993	0.63	24.40	51.86 27.46	3.08
45	3	6	PEEL Cam	UN-MI	2000	0.68	24.33	51.87 27.54	3.09
46	3	7	D'ARRIGO Mitch	GSC-FL	1995	0.67	25.39	52.01 26.62	3.23
47	5	8	EIBER Griffin	ISC	1998	0.63	24.96	52.40 27.44	3.62
48	2	8	WATKINS Thomas	UN-OH	2000	0.65	25.55	52.41 26.86	3.63
49	2	1	ALEXANDER Nick	TRI	1998	0.65	25.38	52.46 27.08	3.68
=50	1	4	RINCON Anthony	VS	2001	0.66	24.96	52.58 27.62	3.80

Official Timekeeping by Omega





2021 TYR Pro Swim Series

Indianapolis

May 12 - 15

Event 4

13 MAY 2021 - 9:10 AM

Men's 100m Freestyle

Heats

Results Summary

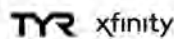
Event Number 4

Rank	Heat	Lane	Name	Club Code	Year of Birth	R.T.	50m	Time	Time Behind
=50	3	1	SEQUEIRA Aaron	CM	2001	0.63	25.19	52.58 27.39	3.80
52	2	7	COLIN John	DASH	1998	0.65	24.87	52.79 27.92	4.01
53	1	3	WHYTE Mitchell	UOFL	2000	0.62	25.63	53.17 27.54	4.39
54	1	5	GONZALEZ MEDINA Mateo	AGS	1996	0.61	26.74	57.30 30.56	8.52
55	7	1	ELARABY Abdelrahman	UOFL	2000	0.63	22.64	1:03.06 40.42	14.28
	1	6	TIBAZI Yusuf	GSC-FL	1996			DNS	
	2	6	DUNCAN Caleb	UOFL	2000			DNS	
	4	1	STEWART Sam	YHF	1997			DNS	
	4	4	RICHARDSON Steven	UN-GU	1995			DNS	
	4	8	DELIYIANNIS Mihalis	UOFL	1999			DNS	
	6	3	BAQLAH Khader	GSC-FL	1998			DNS	

Legend:

A	Qualified for final A	AR	American Record	B	Qualified for final B
CR	Championship Record	DNS	Did Not Start	OT	Trials Cut
R	Reserve	R.T.	Reaction Time	R?	Involved in swim-off (reserve)
WJ	World Junior Record	WR	World Record	♦	Junior swimmer

Official Timekeeping by Omega





2021 TYR Pro Swim Series

Indianapolis

May 12 - 15

Event 5

13 MAY 2021 - 9:23 AM

Women's 100m Breaststroke

Heats

Results Summary

Event Number 5

	Record	Split	Name	NAT Code	Location	Date
WR	1:04.13	29.80	KING Lilly	USA	Budapest (HUN)	25 JUL 2017
AR	1:04.13	29.80	KING Lilly	USA	Budapest (HUN)	25 JUL 2017
CR	1:05.32		KING Lilly	USA	Mission Viejo (USA)	8 APR 2021
WJ	1:05.39	30.48	MEILUTYTE Ruta	LTU	Nanjing (CHN)	20 AUG 2014
OT	1:10.99		BEST TIME		omaha (USA)	

Rank	Heat	Lane	Name	Club Code	Year of Birth	R.T.	50m	Time	Time Behind
1	5	4	KING Lilly	ISC	1997	0.66	31.29	1:07.59 36.30	A
2	4	5	TUCKER Miranda	UN-MI	1997	0.71	32.36	1:08.13 35.77	0.54 A
3	3	4	ESCOBEDO Emily	COND	1995	0.69	32.67	1:08.35 35.68	0.76 A
4	5	3	PHEE Jinq En	UN-IN	1997	0.69	32.62	1:09.26 36.64	1.67 A
5	5	5	GALAT Bethany	AGS	1995	0.61	32.93	1:09.52 36.59	1.93 A
6	2	5	NELSON Ella	UN-VA	2001	0.66	33.26	1:09.75 36.49	2.16 A
7	4	8	BACH Hannah	UN-OH	2000	0.61	33.07	1:10.03 36.96	2.44 A
8	3	3	KOZELSKY Lindsey	UN-MN	1997	0.68	32.62	1:10.12 37.50	2.53 A
9	2	2	FARRINGTON Adeline	UOFL	2001	0.74	32.98	1:10.16 37.18	2.57 B
10	3	7	THOMAS Lucy	EBSC	◆ 2005	0.68	32.04	1:10.19 38.15	2.60 B
11	4	2	HIGGS Lilly	UNC	2000	0.70	32.63	1:10.23 37.60	2.64 B
12	1	6	WALSH Alex	UN-VA	2001	0.78	33.52	1:10.26 36.74	2.67 B
13	5	2	WHEELER Kaylee	UOFL	2000	0.61	32.56	1:10.31 37.75	2.72 B
14	5	6	ANDERSON Olivia	AQJT	1997	0.76	32.95	1:10.32 37.37	2.73 B
15	1	4	LOOZE Mackenzie	ISC	2000	0.70	33.54	1:10.37 36.83	2.78 B
16	2	6	TADDER Samantha	TIDEVA	2003	0.69	33.40	1:10.67 37.27	3.08 B
17	4	3	STEELE Taylor	GAME	2000	0.69	32.46	1:10.76 38.30	3.17 R
18	4	6	KEATING Anna	UVA	2002	0.70	33.39	1:11.01 37.62	3.42 R
19	3	8	ROBERTS Liz	GAME	1988	0.72	33.23	1:11.39 38.16	3.80
20	3	6	FRIESEN Morgan	UOFL	1999	0.73	33.82	1:11.40 37.58	3.81
21	5	7	STEWART Kate	KANS	2000	0.66	33.59	1:11.45 37.86	3.86
22	3	2	MATHEWS Janessa	UN-OH	2000	0.54	32.95	1:11.49 38.54	3.90
23	4	7	BARKSDALE Emma	GAME	1997	0.74	33.63	1:11.50 37.87	3.91

Official Timekeeping by Omega





2021 TYR Pro Swim Series

Indianapolis

May 12 - 15

Event 5

13 MAY 2021 - 9:23 AM

Women's 100m Breaststroke

Heats

Results Summary

Event Number 5

Rank	Heat	Lane	Name	Club Code	Year of Birth	R.T.	50m	Time	Time Behind
24	3	5	ANDREWS Ellie	WAC	2002	0.66	33.37	1:11.54 38.17	3.95
25	2	3	HART Carly	UN-MA	1998	0.71	33.26	1:11.70 38.44	4.11
26	5	8	PANITZ Josie	UN-OH	2001	0.76	33.26	1:11.94 38.68	4.35
27	5	1	HIGGS Albury	GAME	1999	0.73	33.57	1:12.22 38.65	4.63
28	1	3	GONZALEZ-HERMOSIL.	AGS	1995	0.76	34.54	1:12.87 38.33	5.28
29	2	7	JONES Kayla	UMIZ	1999	0.70	34.69	1:12.91 38.22	5.32
30	3	1	MORLEY Laura	ISC	1996	0.72	34.62	1:12.97 38.35	5.38
31	2	1	DELESKE Nora	SUN	1999	0.69	34.26	1:13.27 39.01	5.68
32	4	1	PEPLOWSKI Noelle	ISC	2000	0.74	34.52	1:13.50 38.98	5.91
33	2	8	DUARTE Mackenzie	COUG	1998	0.71	34.50	1:13.61 39.11	6.02
34	1	5	COOKE Maddie	UN-MA	1998	0.65	33.61	1:13.84 40.23	6.25
35	2	4	WENTZEL Jordyn	AQJT	2000	0.73	34.41	1:14.10 39.69	6.51
	4	4	LAZOR Annie	MVN	1994			DNS	

Legend:							
A	Qualified for final A	AR	American Record	B	Qualified for final B	CR	Championship Record
DNS	Did Not Start	OT	Trials Cut	R	Reserve swimmer	R.T.	Reaction Time
WJ	World Junior Record	WR	World Record	♦	Junior swimmer		

Official Timekeeping by Omega





2021 TYR Pro Swim Series

Indianapolis

May 12 - 15

Event 6

13 MAY 2021 - 9:33 AM

Men's 100m Breaststroke

Heats

Results Summary

Event Number 6

	Record	Split	Name	NAT Code	Location	Date
WR	56.88	26.63	PEATY Adam	GBR	Gwangju (KOR)	21 JUL 2019
AR	58.64	27.41	CORDES Kevin	USA	Budapest (HUN)	23 JUL 2017
CR	58.86		PEATY Adam	USA	Indianapolis (USA)	1 JAN 2017
WJ	59.01	27.48	MARTINENGIH Nicolò	ITA	Indianapolis (USA)	23 AUG 2017
OT	1:03.29		BEST TIME		omaha (USA)	

Rank	Heat	Lane	Name	Club Code	Year of Birth	R.T.	50m	Time	Time Behind
1	5	4	ANDREW Michael	RPC-SI	1999	0.67	27.45	58.82 31.37	A CR
2	3	5	MURILLO Jorge	TAC-NC	1991	0.69	28.66	1:00.74 32.08	1.92 A
3	5	3	COPE Tommy	CW	1997	0.66	28.53	1:01.11 32.58	2.29 A
4	4	2	ABALIKSTA Valdas	UNC	1998	0.80	28.80	1:01.21 32.41	2.39 A
5	4	5	EVDOKIMOV Alex	PRVT	1996	0.70	28.93	1:01.63 32.70	2.81 A
6	2	2	RODARTE Luke	UN-CA	1998	0.77	28.95	1:01.89 32.94	3.07 A
7	5	7	CHAVEZ Miguel	TE	1995	0.65	29.31	1:01.92 32.61	3.10 A
8	4	3	CONO Ben	GAME	1996	0.73	28.96	1:01.97 33.01	3.15 A
9	3	8	RUTTER Jonathan	UN-VA	1996	0.67	29.34	1:02.25 32.91	3.43 B
10	3	2	KHOSLA Raunak	FMC	2000	0.64	29.17	1:02.27 33.10	3.45 B
11	3	3	CASTILLO LUNA Mauro	AGS	1995	0.63	29.01	1:02.30 33.29	3.48 B
12	4	6	HEAPHY John	UN-AZ	2000	0.67	28.73	1:02.35 33.62	3.53 B
13	5	5	McKEE Anton	UN-VA	1993	0.63	29.29	1:02.60 33.31	3.78 B
=14	4	1	AL-WIR Amro	UN-FL	2001	0.72	29.83	1:02.62 32.79	3.80 B
=14	5	2	SWANSON Charlie	CW	1998	0.62	29.58	1:02.62 33.04	3.80 B
16	3	4	MATHENY Josh	PEAQ	2002	0.77	29.29	1:02.77 33.48	3.95 B
17	2	5	KREILEY Aidan	UOFL	2002	0.68	29.07	1:02.89 33.82	4.07 R
18	2	3	MODGLIN Coleman	ZSC	2001	0.71	29.45	1:03.00 33.55	4.18 R
19	5	6	EL KAMASH Youssef	ISC	1995	0.67	29.60	1:03.41 33.81	4.59
20	3	7	COOK Jon	ALTO	2000	0.63	29.84	1:03.58 33.74	4.76
21	3	1	BARR Luke	ISWM	◆ 2003	0.65	29.21	1:03.74 34.53	4.92
22	1	4	LEBED Alexander	UN-VA	1996	0.71	30.16	1:03.96 33.80	5.14
23	5	1	REICH Maxwell	ISC	2002	0.74	30.39	1:04.08 33.69	5.26

Official Timekeeping by Omega





2021 TYR Pro Swim Series

Indianapolis

May 12 - 15

Event 6

13 MAY 2021 - 9:33 AM

Men's 100m Breaststroke

Heats

Results Summary

Event Number 6

Rank	Heat	Lane	Name	Club Code	Year of Birth	R.T.	50m	Time	Time Behind
24	2	4	IIDA Scooter	GSC-IL	2002	0.65	30.17	1:04.21 34.04	5.39
25	2	8	BORNSTEIN Aj	CW	2000	0.63	30.62	1:04.77 34.15	5.95
26	1	6	DEVINE Abrahm	TE	1996	0.73	30.52	1:04.78 34.26	5.96
27	2	7	ERIKSSON Nic	UN-NC	1993	0.70	29.90	1:04.84 34.94	6.02
28	4	7	FROASS Ansel	UN-MI	2001	0.72	30.66	1:04.85 34.19	6.03
29	3	6	GOLDFADEN Itay	GAME	1996	0.67	29.31	1:05.01 35.70	6.19
30	4	8	CHAN Will	CW	1999	0.68	30.48	1:05.09 34.61	6.27
31	1	5	YANG Calvin	CRIM	1999	0.64	30.88	1:05.37 34.49	6.55
32	1	2	PUENTE BUSTAMANTE Andres	TAMU	2001	0.65	29.71	1:05.39 35.68	6.57
33	2	1	YEP Jassen	ISC	2002	0.65	30.73	1:05.55 34.82	6.73
34	1	3	GRANT Will	VS	2001	0.64	30.26	1:05.98 35.72	7.16
35	5	8	DEWITT Tristan	ISC	2001	0.65	31.05	1:06.50 35.45	7.68
36	2	6	SEIDEL Max	TAC-NC	2001	0.67	31.29	1:06.91 35.62	8.09
	4	4	MILLER Cody	SAND	1992			DNS	

Legend:							
A	Qualified for final A	AR	American Record	B	Qualified for final B	CR	Championship Record
DNS	Did Not Start	OT	Trials Cut	R	Reserve swimmer	R.T.	Reaction Time
WJ	World Junior Record	WR	World Record	♦	Junior swimmer		

Official Timekeeping by Omega





2021 TYR Pro Swim Series

Indianapolis

May 12 - 15

Event 7

13 MAY 2021 - 9:43 AM

Women's 200m Butterfly

Heats

Results Summary

Event Number 7

	Record	Splits			Name	NAT Code	Location	Date
WR	2:01.81	27.19	58.08	1:30.20	LIU Zige	CHN	Jinan (CHN)	21 OCT 2009
AR	2:04.14	28.79	1:00.57	1:32.49	MOHLER Mary	USA	Roma (ITA)	29 JUL 2009
CR	2:06.11				FLICKINGER Hali	USA	Des Moines (USA)	5 MAR 2020
WJ	2:06.29				HASEGAWA Suzuka	JPN	Aichi (JPN)	13 APR 2017
OT	2:14.59				BEST TIME		omaha (USA)	

Rank	Heat	Lane	Name	Club Code	Year of Birth	R.T.	50m	100m	150m	Time	Time Behind
1	3	4	FLICKINGER Hali	SUN	1994	0.75	28.86	1:00.92 32.06	1:33.98 33.06	2:07.41	A
2	2	4	SMITH Regan	RIPT	2002	0.71	28.22	1:00.65 32.43	1:33.71 33.06	2:07.95	0.54 A
3	1	4	HOOK Charlotte	TAC-NC	◆ 2004	0.70	29.98	1:03.40 33.42	1:36.74 33.34	2:10.87	3.46 A
4	2	3	QUAH Jing	TAMU	2000	0.60	29.11	1:02.14 33.03	1:36.15 34.01	2:11.10	3.69 A
5	3	5	CARTER Olivia	CW	2000	0.67	29.82	1:02.55 32.73	1:36.37 33.82	2:11.12	3.71 A
6	3	3	HOWLEY Tess	LIAC	◆ 2005	0.69	29.44	1:02.68 33.24	1:36.39 33.71	2:11.28	3.87 A
7	1	3	PASH Kelly	CSC	2001	0.71	30.36	1:04.26 33.90	1:38.48 34.22	2:12.33	4.92 A
8	3	6	LOONEY Lindsay	SUN	2001	0.69	29.88	1:03.29 33.41	1:37.79 34.50	2:13.12	5.71 A
9	2	5	GINGRICH Leah	HURR	1990	0.74	29.79	1:02.98 33.19	1:37.42 34.44	2:13.63	6.22 B
10	1	5	KRAUS Alena	UOFL	1999	0.73	29.36	1:03.11 33.75	1:37.95 34.84	2:13.70	6.29 B
11	3	8	SCHMIDT Sierra	UN-AZ	1998	0.79	30.44	1:04.40 33.96	1:39.68 35.28	2:14.80	7.39 B
12	1	1	HAY Abby	UOFL	2001	0.75	30.27	1:04.23 33.96	1:39.33 35.10	2:14.95	7.54 B
13	3	2	HARTER Abby	UVA	2002	0.70	29.56	1:03.36 33.80	1:38.37 35.01	2:15.10	7.69 B
14	1	7	TADDER Samantha	TIDEVA	2003	0.69	29.63	1:03.88 34.25	1:39.46 35.58	2:15.71	8.30 B
15	1	6	ULETT Tristen	UOFL	2002	0.76	29.63	1:03.71 34.08	1:39.07 35.36	2:15.81	8.40 B
16	1	2	NERO Bailey	NCAC	1997	0.61	30.00	1:04.03 34.03	1:39.74 35.71	2:16.92	9.51 B
17	2	7	ALBIERO Gabi	UOFL	2002	0.66	30.22	1:04.59 34.37	1:40.91 36.32	2:17.63	10.22 R
18	2	6	LOOZE Mackenzie	ISC	2000	0.69	31.39	1:06.43 35.04	1:42.79 36.36	2:19.94	12.53 R
19	3	7	JOHNSON Lauryn	UCLA	2001	0.81	32.19	1:08.04 35.85	1:44.90 36.86	2:21.68	14.27
20	3	1	BARON Sam	UCLA	2002	0.65	30.45	1:05.49 35.04	1:43.88 38.39	2:25.84	18.43
	2	1	HALL Madie	RIPT	2003					DNS	
	2	2	TRACE Katie	UN-OH	1999					DSQ	

Official Timekeeping by Omega





2021 TYR Pro Swim Series

Indianapolis

May 12 - 15

Event 7

13 MAY 2021 - 9:43 AM

Women's 200m Butterfly

Heats

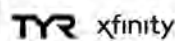
Results Summary

Event Number 7

Rank	Heat	Lane	Name	Club Code	Year of Birth	R.T.	50m	100m	150m	Time	Time Behind
------	------	------	------	-----------	---------------	------	-----	------	------	------	-------------

Legend:					
A	Qualified for final A	AR	American Record	B	Qualified for final B
CR	Championship Record	DNS	Did Not Start	DSQ	Disqualified
OT	Trials Cut	R	Reserve	R.T.	Reaction Time
WJ	World Junior Record	WR	World Record	♦	Junior swimmer

Official Timekeeping by Omega





2021 TYR Pro Swim Series

Indianapolis

May 12 - 15

Event 8

13 MAY 2021 - 9:52 AM

Men's 200m Butterfly

Heats

Results Summary

Event Number 8

	Record	Splits			Name	NAT Code	Location	Date
WR	1:50.73	24.66	52.88	1:21.57	MILAK Kristof	HUN	Gwangju (KOR)	24 JUL 2019
AR	1:51.51	24.76	52.88	1:21.93	PHELPS Michael	USA	Roma (ITA)	29 JUL 2009
CR	1:53.84	26.08	54.82	1:23.91	URLANDO Gianluca	USA	Clovis, CA (USA)	14 JUN 2019
WJ	1:53.79				MILAK Kristof	HUN	Taipei (THA)	30 JUN 2017
OT	2:01.19				BEST TIME		omaha (USA)	

Rank	Heat	Lane	Name	Club Code	Year of Birth	R.T.	50m	100m	150m	Time	Time Behind
1	2	2	RUVALCABA CRUZ Hector	AGS	1997	0.68	26.78	56.56	1:27.22	1:57.91	A
2	2	5	GAMBARDELLA Corey	ISC	1998	0.75	26.68	56.64	1:27.33	1:58.13	0.22 A
3	3	4	SMACHLO Miles	CW	1998	0.67	25.95	56.16	1:27.04	1:58.27	0.36 A
4	4	4	HARTING Zach	CARD	1997	0.66	26.84	57.09	1:27.53	1:58.34	0.43 A
5	3	2	MARTINEZ Angel	AGS	1997	0.69	25.99	55.88	1:27.17	1:58.84	0.93 A
6	4	5	QUAH Zheng	CAL	1996	0.59	26.29	56.31	1:27.38	1:58.91	1.00 A
7	2	4	ALBIERO Nicolas	UOFL	1999	0.64	26.14	55.88	1:26.90	1:59.19	1.28 A
8	3	7	ARROYO Jarod	UN-AZ	2001	0.69	26.34	56.55	1:27.40	1:59.36	1.45 A
9	2	6	CONGER Jack	UN-VA	1994	0.67	26.67	57.02	1:28.28	2:00.05	2.14 B
10	3	5	WRIGHT Justin	NCAC	1996	0.57	26.80	57.34	1:28.91	2:00.16	2.25 B
11	4	2	COLSON Alexander	SUN	2001	0.65	26.90	57.61	1:28.83	2:00.29	2.38 B
12	4	3	FENLON Matthew	BAD	2002	0.68	26.39	56.54	1:27.72	2:00.34	2.43 B
13	3	3	DAHLGREN Jack	UMIZ	2000	0.72	26.54	57.36	1:29.31	2:00.70	2.79 B
14	4	7	ROBERTS Will	CW	1999	0.69	27.07	57.27	1:28.27	2:00.71	2.80 B
15	3	6	BURNS Brendan	ISC	2001	0.75	26.54	56.57	1:28.21	2:00.82	2.91 B
16	4	6	DILLMANN Alex	FMC	1997	0.67	26.66	57.93	1:30.61	2:03.82	5.91 B
17	4	1	SANTANA Brendan	IA	1999	0.60	27.37	58.73	1:31.48	2:04.11	6.20 R
18	4	8	STEWART Sam	YHF	1997	0.67	27.31	58.36	1:30.91	2:04.60	6.69 R
19	2	1	MICELI Mateo	ISWM	2002	0.69	27.48	58.57	1:30.49	2:04.69	6.78
20	1	4	ALARCON Greyson	UOFL	2000	0.68	27.92	59.39	1:32.10	2:06.59	8.68
21	2	3	MATHIAS Van	ISC	2000	0.76	27.55	59.43	1:32.75	2:06.99	9.08
22	2	7	ORBE Gabriel	UOFL	2002	0.69	28.64	1:00.48	1:33.80	2:07.48	9.57
23	1	3	SMITH Holden	RPC-KY	♦ 2003	0.62	26.99	58.80	1:32.46	2:07.93	10.02

Official Timekeeping by Omega





2021 TYR Pro Swim Series

Indianapolis

May 12 - 15

Event 8

13 MAY 2021 - 9:52 AM

Men's 200m Butterfly

Heats

Results Summary

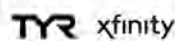
Event Number 8

Rank	Heat	Lane	Name	Club Code	Year of Birth	R.T.	50m	100m	150m	Time	Time Behind
	1	5	SWANSON Charlie	CW	1998					DNS	
	3	1	PORGES Dylan	TAC-NC	2000					DNS	

Legend:

A	Qualified for final A	AR	American Record	B	Qualified for final B	CR	Championship Record
DNS	Did Not Start	OT	Trials Cut	R	Reserve	R.T.	Reaction Time
WJ	World Junior Record	WR	World Record	♦	Junior swimmer		

Official Timekeeping by Omega





2021 TYR Pro Swim Series

Indianapolis

May 12 - 15

Event 9

13 MAY 2021 - 10:04 AM

Women's 400m Freestyle

Heats

Results Summary

Event Number 9

	Record	Splits			Name	NAT Code	Location	Date
WR	3:56.46	57.05	1:57.11	2:57.62	LEDECKY Katie	USA	Rio de Janeiro (BRA)	7 AUG 2016
AR	3:56.46	57.05	1:57.11	2:57.62	LEDECKY Katie	USA	Rio (BRA)	7 AUG 2016
CR	3:57.94	57.07	1:57.70	2:58.15	LEDECKY Katie	USA	Indianapolis, IN (USA)	17 MAY 2018
WJ	3:58.37	57.87	1:58.30	2:58.74	LEDECKY Katie	USA	Gold Coast (AUS)	21 AUG 2014
OT	4:16.89				BEST TIME		omaha (USA)	

Rank	Heat	Lane	Name	Club Code	Year of Birth	R.T.	Time	Time Behind
1	4	4	SMITH Leah	UN-AZ	1995	0.71	4:07.13	A
		50m 28.64	100m 59.30	150m 1:30.65	200m 2:02.17	250m 2:33.74	300m 3:05.36	350m 3:36.61
			30.66	31.35	31.52	31.57	31.62	31.25
								30.52
2	3	5	NORDIN Emma	SUN	1999	0.68	4:07.78	0.65 A
		50m 28.99	100m 59.69	150m 1:30.96	200m 2:02.07	250m 2:33.32	300m 3:04.69	350m 3:36.49
			30.70	31.27	31.11	31.25	31.37	31.80
								31.29
3	4	6	EVANS Joanna	TXLA	1997	0.69	4:07.95	0.82 A
		50m 28.82	100m 59.58	150m 1:30.80	200m 2:02.22	250m 2:33.60	300m 3:05.19	350m 3:36.75
			30.76	31.22	31.42	31.38	31.59	31.56
								31.20
4	4	2	MADDEN Paige	UVA	1998	0.54	4:09.23	2.10 A
		50m 28.90	100m 59.68	150m 1:31.04	200m 2:02.84	250m 2:34.35	300m 3:06.23	350m 3:37.79
			30.78	31.36	31.80	31.51	31.88	31.56
								31.44
5	4	5	McHUGH Ally	WA	1997	0.76	4:10.29	3.16 A
		50m 29.13	100m 1:00.02	150m 1:31.69	200m 2:03.42	250m 2:35.47	300m 3:07.42	350m 3:39.36
			30.89	31.67	31.73	32.05	31.95	31.94
								30.93
6	3	7	GORMSEN Cavan	LIAC	♦ 2005	0.71	4:10.84	3.71 A
		50m 29.21	100m 1:00.63	150m 1:32.08	200m 2:03.85	250m 2:35.24	300m 3:07.01	350m 3:39.05
			31.42	31.45	31.77	31.39	31.77	32.04
								31.79
7	4	3	SCHMIDT Sierra	UN-AZ	1998	0.75	4:11.97	4.84 A
		50m 29.30	100m 1:00.51	150m 1:32.38	200m 2:04.26	250m 2:36.05	300m 3:08.06	350m 3:40.12
			31.21	31.87	31.88	31.79	32.01	32.06
								31.85
8	3	6	SCHMITT Allison	SUN	1990	0.70	4:12.57	5.44 A
		50m 29.10	100m 1:00.31	150m 1:31.62	200m 2:03.11	250m 2:34.71	300m 3:06.90	350m 3:39.86
			31.21	31.31	31.49	31.60	32.19	32.96
								32.71
9	3	4	MEITZ Kaersten	BA	1995	0.77	4:13.28	6.15 B
		50m 29.91	100m 1:01.94	150m 1:34.12	200m 2:06.11	250m 2:38.07	300m 3:10.15	350m 3:42.28
			32.03	32.18	31.99	31.96	32.08	32.13
								31.00
10	4	1	DENIGAN Mariah	LAK	2003	0.70	4:14.99	7.86 B
		50m 29.31	100m 1:00.78	150m 1:32.63	200m 2:04.72	250m 2:36.86	300m 3:09.66	350m 3:42.40
			31.47	31.85	32.09	32.14	32.80	32.74
								32.59
11	4	8	DONOHUE Madelyn	UVA	2001	0.68	4:15.43	8.30 B
		50m 29.53	100m 1:00.77	150m 1:33.04	200m 2:05.45	250m 2:38.68	300m 3:11.27	350m 3:44.32
			31.24	32.27	32.41	33.23	32.59	33.05
								31.11
12	4	7	McMAHON Kensey	BAMA	1999	0.76	4:15.49	8.36 B
		50m 29.49	100m 1:01.10	150m 1:32.96	200m 2:05.37	250m 2:37.86	300m 3:10.81	350m 3:43.78
			31.61	31.86	32.41	32.49	32.95	32.97
								31.71
13	1	5	ACKERMAN Kathryn	CW	2002	0.75	4:16.77	9.64 B
		50m 29.14	100m 1:00.64	150m 1:32.94	200m 2:05.49	250m 2:38.32	300m 3:11.21	350m 3:44.44
			31.50	32.30	32.55	32.83	32.89	33.23
								32.33
14	3	2	LANING Erica	SUN	1999	0.65	4:17.43	10.30 B
		50m 30.06	100m 1:01.82	150m 1:34.18	200m 2:06.86	250m 2:39.61	300m 3:12.42	350m 3:45.25
			31.76	32.36	32.68	32.75	32.81	32.83
								32.18
15	2	6	KILGALLON Abigail	UN-MN	1999	0.65	4:18.28	11.15 B
		50m 30.17	100m 1:02.02	150m 1:34.49	200m 2:06.98	250m 2:39.90	300m 3:12.70	350m 3:45.76
			31.85	32.47	32.49	32.92	32.80	33.06
								32.52
16	3	8	STONEBURG Blair	TCA	♦ 2004	0.65	4:19.23	12.10 B
		50m 29.07	100m 1:01.00	150m 1:33.10	200m 2:06.18	250m 2:39.26	300m 3:12.90	350m 3:46.48
			31.93	32.10	33.08	33.08	33.64	33.58
								32.75

Official Timekeeping by Omega





2021 TYR Pro Swim Series

Indianapolis

May 12 - 15

Event 9

13 MAY 2021 - 10:04 AM

Women's 400m Freestyle

Heats

Results Summary

Event Number 9

Rank	Heat	Lane	Name	Club Code	Year of Birth	R.T.	Time	Time Behind
17	3	1	SIMS Kaitlynn	CW	2000	0.83	4:19.78	12.65 R
	50m 30.62	100m 1:02.86	150m 1:36.06	200m 2:09.23	250m 2:41.98	300m 3:15.01	350m 3:47.79	
		32.24	33.20	33.17	32.75	33.03	32.78	31.99
18	2	2	KARRAS Sophia	LIAC	2003	0.53	4:20.70	13.57 R
	50m 30.30	100m 1:02.30	150m 1:35.18	200m 2:08.44	250m 2:41.85	300m 3:15.26	350m 3:48.49	
		32.00	32.88	33.26	33.41	33.41	33.23	32.21
19	2	5	WILLIAMS Liberty	UN-KY	2001	0.66	4:22.42	15.29
	50m 31.22	100m 1:04.77	150m 1:38.91	200m 2:12.82	250m 2:46.38	300m 3:19.46	350m 3:51.73	
		33.55	34.14	33.91	33.56	33.08	32.27	30.69
20	2	4	MACIAS ALBA Ayumi	UN-AZ	1997	0.74	4:23.06	15.93
	50m 30.72	100m 1:02.83	150m 1:35.31	200m 2:08.64	250m 2:41.97	300m 3:15.75	350m 3:49.96	
		32.11	32.48	33.33	33.33	33.78	34.21	33.10
21	1	4	WILSON Kayla	TIDEVA	♦ 2004	0.71	4:23.15	16.02
	50m 29.27	100m 1:01.75	150m 1:34.79	200m 2:08.33	250m 2:41.71	300m 3:15.31	350m 3:49.66	
		32.48	33.04	33.54	33.38	33.60	34.35	33.49
22	2	3	SUMIDA Duda	UN-KY	2001	0.69	4:23.92	16.79
	50m 30.52	100m 1:03.06	150m 1:36.15	200m 2:09.60	250m 2:43.55	300m 3:17.35	350m 3:51.00	
		32.54	33.09	33.45	33.95	33.80	33.65	32.92
23	3	3	STEGE Rachel	FMC	2003	0.76	4:24.19	17.06
	50m 29.65	100m 1:01.75	150m 1:34.89	200m 2:08.48	250m 2:42.78	300m 3:17.00	350m 3:51.25	
		32.10	33.14	33.59	34.30	34.22	34.25	32.94
24	2	7	McCORMICK Paige	UN-KY	2002	0.72	4:24.20	17.07
	50m 30.71	100m 1:03.56	150m 1:36.76	200m 2:10.40	250m 2:44.11	300m 3:17.60	350m 3:51.33	
		32.85	33.20	33.64	33.71	33.49	33.73	32.87
25	2	1	ARZAVE Juli	UN-SI	2001	0.79	4:25.49	18.36
	50m 30.25	100m 1:02.81	150m 1:35.82	200m 2:09.18	250m 2:43.12	300m 3:17.22	350m 3:51.88	
		32.56	33.01	33.36	33.94	34.10	34.66	33.61
26	1	3	PAEGLE Kristina	ISC	♦ 2004	0.72	4:34.73	27.60
	50m 30.37	100m 1:03.50	150m 1:37.60	200m 2:12.44	250m 2:47.85	300m 3:23.79	350m 3:59.68	
		33.13	34.10	34.84	35.41	35.94	35.89	35.05

Legend:							
A	Qualified for final A	AR	American Record	B	Qualified for final B	CR	Championship Record
OT	Trials Cut	R	Reserve	R.T.	Reaction Time	WJ	World Junior Record
WR	World Record	♦	Junior swimmer				

Official Timekeeping by Omega





2021 TYR Pro Swim Series

Indianapolis

May 12 - 15

Event 10

13 MAY 2021 - 10:24 AM

Men's 400m Freestyle

Heats

Results Summary

Event Number 10

	Record	Splits			Name	NAT Code	Location	Date
WR	3:40.07	54.42	1:51.02	2:47.17	BIEDERMANN Paul	GER	Rome (ITA)	26 JUL 2009
AR	3:42.78	54.86	1:51.91	2:48.07	JENSEN Larsen	USA	Beijing (CHN)	10 AUG 2008
CR	3:43.55				YANG Sun	JPN	Santa Clara (USA)	1 JAN 2016
WJ	3:44.60	53.35	1:50.26	2:47.72	HORTON Mack	AUS	Brisbane (AUS)	1 APR 2014
OT	3:57.29				BEST TIME		omaha (USA)	

Rank	Heat	Lane	Name	Club Code	Year of Birth	R.T.	Time	Time Behind
1	3	2	MESTRE Alfonso	UN-FL	2001	0.69	3:50.76	A
	50m	26.07	100m 54.33	150m 1:23.18	200m 1:52.37	250m 2:21.93	300m 2:51.75	350m 3:21.70
			28.26	28.85	29.19	29.56	29.82	29.95
								29.06
2	4	3	CALLAN Patrick	CW	1999	0.67	3:53.61	2.85 A
	50m	27.03	100m 56.52	150m 1:26.15	200m 1:55.96	250m 2:25.85	300m 2:55.86	350m 3:25.34
			29.49	29.63	29.81	29.89	30.01	29.48
								28.27
3	3	3	WIESER Chris	DART	1995	0.60	3:53.99	3.23 A
	50m	26.99	100m 56.18	150m 1:25.84	200m 1:55.02	250m 2:24.89	300m 2:55.11	350m 3:24.95
			29.19	29.66	29.18	29.87	30.22	29.84
								29.04
4	3	5	EL KAMASH Marwan	ISC	1994	0.74	3:54.28	3.52 A
	50m	26.17	100m 55.30	150m 1:25.28	200m 1:55.47	250m 2:25.46	300m 2:55.38	350m 3:25.47
			29.13	29.98	30.19	29.99	29.92	30.09
								28.81
5	4	4	GROTHER Zane	BCH	1992	0.70	3:54.42	3.66 A
	50m	26.89	100m 56.39	150m 1:26.48	200m 1:56.77	250m 2:26.70	300m 2:56.46	350m 3:26.22
			29.50	30.09	30.29	29.93	29.76	29.76
								28.20
6	4	5	D'ARRIGO Mitch	GSC-FL	1995	0.70	3:54.47	3.71 A
	50m	27.54	100m 57.13	150m 1:27.10	200m 1:57.45	250m 2:27.64	300m 2:57.61	350m 3:26.62
			29.59	29.97	30.35	30.19	29.97	29.01
								27.85
7	4	1	ROBERTS Will	CW	1999	0.66	3:55.46	4.70 A
	50m	27.32	100m 56.54	150m 1:26.20	200m 1:56.21	250m 2:25.99	300m 2:56.09	350m 3:26.10
			29.22	29.66	30.01	29.78	30.10	30.01
								29.36
8	2	5	DANNHAUSER Josh	UN-WI	1998	0.72	3:55.82	5.06 A
	50m	27.44	100m 57.29	150m 1:27.03	200m 1:57.00	250m 2:26.84	300m 2:57.17	350m 3:26.70
			29.85	29.74	29.97	29.84	30.33	29.53
								29.12
9	2	4	BRESETTE Liam	SUN	1999	0.68	3:56.08	5.32 B
	50m	27.22	100m 56.77	150m 1:26.58	200m 1:56.65	250m 2:27.07	300m 2:57.53	350m 3:27.36
			29.55	29.81	30.07	30.42	30.46	29.83
								28.72
10	2	8	WILLIAMS Jude	UN-WI	2001	0.74	3:56.23	5.47 B
	50m	27.42	100m 57.12	150m 1:27.16	200m 1:57.20	250m 2:27.36	300m 2:57.53	350m 3:27.20
			29.70	30.04	30.04	30.16	30.17	29.67
								29.03
11	3	4	MITCHELL Jake	CSC	2001	0.73	3:56.39	5.63 B
	50m	26.89	100m 56.18	150m 1:26.05	200m 1:56.32	250m 2:26.42	300m 2:56.49	350m 3:26.83
			29.29	29.87	30.27	30.10	30.07	30.34
								29.56
12	4	8	FREEMAN James	UN-MN	2001	0.75	3:56.68	5.92 B
	50m	27.58	100m 57.15	150m 1:27.23	200m 1:56.87	250m 2:26.38	300m 2:56.41	350m 3:26.72
			29.57	30.08	29.64	29.51	30.03	30.31
								29.96
13	3	1	CURLEY Hayden	UN-KY	1999	0.72	3:56.92	6.16 B
	50m	27.05	100m 56.46	150m 1:26.39	200m 1:56.37	250m 2:26.54	300m 2:56.69	350m 3:27.51
			29.41	29.93	29.98	30.17	30.15	30.82
								29.41
14	3	6	CALVILLO Mikey	ISC	2000	0.70	3:57.13	6.37 B
	50m	27.21	100m 56.77	150m 1:26.78	200m 1:57.05	250m 2:27.30	300m 2:57.54	350m 3:27.78
			29.56	30.01	30.27	30.25	30.24	30.24
								29.35
15	4	6	SIBIRTSEV Iliia	UN-KY	2001	0.64	3:57.39	6.63 B
	50m	27.39	100m 56.86	150m 1:26.96	200m 1:57.20	250m 2:27.59	300m 2:57.81	350m 3:28.01
			29.47	30.10	30.24	30.39	30.22	30.20
								29.38
16	1	3	CLARK Charlie	OSU	2002	0.73	3:57.47	6.71 B
	50m	28.29	100m 58.81	150m 1:29.31	200m 1:59.26	250m 2:29.13	300m 2:59.30	350m 3:29.12
			30.52	30.50	29.95	29.87	30.17	29.82
								28.35

Official Timekeeping by Omega





2021 TYR Pro Swim Series

Indianapolis

May 12 - 15

Event 10

13 MAY 2021 - 10:24 AM

Men's 400m Freestyle

Heats

Results Summary

Event Number 10

Rank	Heat	Lane	Name	Club Code	Year of Birth	R.T.	Time	Time Behind						
17	4	7	VARGAS JACOBO Ricardo	CW	1997	0.66	3:59.31	8.55 R						
50m	27.58	100m	57.40	150m	1:27.63	200m	1:58.04	250m	2:28.13	300m	2:58.50	350m	3:28.87	
			29.82		30.23		30.41		30.09		30.37		30.37	30.44
18	3	7	HILL Julian	SUN	2000	0.65	3:59.41	8.65 R						
50m	27.46	100m	57.07	150m	1:27.22	200m	1:57.64	250m	2:28.01	300m	2:58.26	350m	3:28.97	
			29.61		30.15		30.42		30.37		30.25		30.71	30.44
19	3	8	KATZ Arik	VS	2001	0.69	4:00.04	9.28						
50m	28.02	100m	58.66	150m	1:28.92	200m	1:59.31	250m	2:29.58	300m	3:00.33	350m	3:30.52	
			30.64		30.26		30.39		30.27		30.75		30.19	29.52
20	1	5	PAGE Advait	UN-FL	2001	0.79	4:00.27	9.51						
50m	28.72	100m	59.15	150m	1:29.84	200m	2:00.45	250m	2:31.09	300m	3:01.68	350m	3:31.57	
			30.43		30.69		30.61		30.64		30.59		29.89	28.70
21	2	3	SMITH T C	UN-KY	1999	0.65	4:00.75	9.99						
50m	27.38	100m	56.96	150m	1:27.27	200m	1:57.84	250m	2:28.45	300m	2:59.40	350m	3:30.40	
			29.58		30.31		30.57		30.61		30.95		31.00	30.35
22	1	4	GRAY Andrew	SUN	2001	0.75	4:01.96	11.20						
50m	27.52	100m	58.20	150m	1:29.27	200m	2:00.34	250m	2:30.43	300m	3:01.39	350m	3:32.02	
			30.68		31.07		31.07		30.09		30.96		30.63	29.94
23	2	1	DUBOIS Jack	UMIZ	1999	0.70	4:03.37	12.61						
50m	28.01	100m	57.89	150m	1:28.55	200m	1:59.13	250m	2:30.20	300m	3:01.11	350m	3:32.46	
			29.88		30.66		30.58		31.07		30.91		31.35	30.91
24	2	6	McDADE Ben	ISC	1999	0.63	4:04.34	13.58						
50m	28.31	100m	58.55	150m	1:29.51	200m	2:00.66	250m	2:31.69	300m	3:02.63	350m	3:33.77	
			30.24		30.96		31.15		31.03		30.94		31.14	30.57
25	1	2	STUMP Zach	WAC	♦ 2004	0.67	4:07.97	17.21						
50m	28.16	100m	59.36	150m	1:30.73	200m	2:02.38	250m	2:34.30	300m	3:06.07	350m	3:37.72	
			31.20		31.37		31.65		31.92		31.77		31.65	30.25
	1	6	IGA Jorge	UN-AZ	1997									DNS
	2	2	PAULSON Colton	UN-KY	2000									DNS
	2	7	PORGES Dylan	TAC-NC	2000									DNS
	4	2	BAQLAH Khader	GSC-FL	1998									DNS

Legend:	A Qualified for final A	AR American Record	B Qualified for final B	CR Championship Record
DNS Did Not Start	OT Trials Cut	R Reserve	R.T. Reaction Time	
WJ World Junior Record	WR World Record	♦ Junior swimmer		

Official Timekeeping by Omega





2021 TYR Pro Swim Series

Indianapolis

May 12 - 15

Event 103

13 MAY 2021 - 6:00 PM

Women's 100m Freestyle

Final

Start List

Event Number 3

	Record	Split	Name	NAT Code	Location	Date
WR	51.71	24.83	SJOESTROEM Sarah	SWE	Budapest (HUN)	23 JUL 2017
AR	52.04	27.23	MANUEL Simone	USA	Budapest (HUN)	26 JUL 2019
CR	53.12		SJOSTROM Sarah	SWE	Austin (USA)	1 JAN 2016
WJ	52.70	25.70	OLEKSIK Penny	USA	Rio de Janeiro (BRA)	11 AUG 2016
OT	56.29		BEST TIME		omaha (USA)	

Final

Lane	Name	Club Code	Year of Birth	Qualifying Time	Time	Rank
1	WILSON Kayla	TIDEVA	◆ 2004	56.45		
2	HAYES Leah	TIDEIL	◆ 2005	56.21		
3	DAHLIA Kelsi	CARD	1994	56.04		
4	GASTALDELLO Beryl	AGS	1995	55.69		
5	DELOOF Gabby	CW	1996	55.78		
6	NOVELLINE Carly	WILD	◆ 2004	56.19		
7	WELCH Ella	CARD	◆ 2004	56.28		
8	ALBIERO Gabi	UOFL	2002	56.49		

Final

Lane	Name	Club Code	Year of Birth	Qualifying Time	Time	Rank
1	STEPANEK Chloe	TAMU	2002	55.13		
2	BROWN Erika	TNAQ	1998	54.87		
3	DELOOF Catie	CA-Y	1997	54.32		
4	MACK Linnea	TE	1995	53.78		
5	DOUGLASS Kate	UVA	2001	54.30		
6	SCHMITT Allison	SUN	1990	54.84		
7	NELSON Beata	WA	1998	55.04		
8	COMERFORD Mallory	CARD	1997	55.47		

Reserves

Name	Club Code	Year of Birth	Qualifying Time	Time	Rank
DELGADO Anicka	UN-CA	2002	56.52		
REGENAUER Christiana	UOFL	2001	56.55		

Legend:

AR American Record **CR** Championship Record **OT** Trials Cut **WJ** World Junior Record
WR World Record ◆ Junior swimmer

Official Timekeeping by Omega





2021 TYR Pro Swim Series

Indianapolis

May 12 - 15

Event 104

13 MAY 2021 - 6:05 PM

Men's 100m Freestyle

Final

Start List

Event Number 4

	Record	Split	Name	NAT Code	Location	Date
WR	46.91	22.17	CIELO FILHO Cesar	BRA	Rome (ITA)	30 JUL 2009
AR	46.96		DRESSEL Caeleb	USA	Budapest (HUN)	28 JUL 2019
CR	48.00		ADRIAN Nathan	USA	Mesa (USA)	1 JAN 2016
WJ	47.57	22.84	MINAKOV Andrei	RUS	Kazan (RUS)	30 OCT 2020
OT	50.49		BEST TIME		omaha (USA)	

Final

Lane	Name	Club Code	Year of Birth	Qualifying Time	Time	Rank
1	BYBEE Cody	SUN	1999	50.24		
2	KHNYKIN Oleksii	SPA	1999	50.09		
3	KHALAFALLA Ali	MVN	1996	49.84		
4	SWIFT Carter	SUN	1998	49.75		
5	HOUSE Grant	SUN	1998	49.83		
6	FARRIS Dean	VS	1997	49.89		
7	CARTER Dylan	TE	1996	50.12		
8	ARMSTRONG Hunter	UN-LE	2001	50.30		

Final

Lane	Name	Club Code	Year of Birth	Qualifying Time	Time	Rank
1	APPLE Zach	MVN	1997	49.57		
2	ADRIAN Nathan	UN-PC	1988	49.35		
3	CHADWICK Michael	NCAC	1995	49.29		
4	PIERONI Blake	SAND	1995	48.78		
5	HELD Ryan	NYAC	1995	49.03		
6	MESTRE Alberto	UN-FG	1999	49.31		
7	IGA Jorge	UN-AZ	1997	49.36		
8	BECKER Bowe	SAND	1997	49.67		

Reserves

Name	Club Code	Year of Birth	Qualifying Time	Time	Rank
AYAR Kaan	DM	1995	50.37		
PINFOLD Brett	SHAC	1995	50.40		

Legend:

AR American Record **CR** Championship Record **OT** Trials Cut **WJ** World Junior Record
WR World Record

Official Timekeeping by Omega





2021 TYR Pro Swim Series

Indianapolis

May 12 - 15

Event 105

13 MAY 2021 - 6:10 PM

Women's 100m Breaststroke

Final

Start List

Event Number 5

	Record	Split	Name	NAT Code	Location	Date
WR	1:04.13	29.80	KING Lilly	USA	Budapest (HUN)	25 JUL 2017
AR	1:04.13	29.80	KING Lilly	USA	Budapest (HUN)	25 JUL 2017
CR	1:05.32		KING Lilly	USA	Mission Viejo (USA)	8 APR 2021
WJ	1:05.39	30.48	MEILUTYTE Ruta	LTU	Nanjing (CHN)	20 AUG 2014
OT	1:10.99		BEST TIME		omaha (USA)	

Final

Lane	Name	Club Code	Year of Birth	Qualifying Time	Time	Rank
1	LOOZE Mackenzie	ISC	2000	1:10.37		
2	WHEELER Kaylee	UOFL	2000	1:10.31		
3	HIGGS Lilly	UNC	2000	1:10.23		
4	FARRINGTON Adeline	UOFL	2001	1:10.16		
5	THOMAS Lucy	EBSC	♦ 2005	1:10.19		
6	WALSH Alex	UN-VA	2001	1:10.26		
7	ANDERSON Olivia	AQJT	1997	1:10.32		
8	TADDER Samantha	TIDEVA	2003	1:10.67		

Final

Lane	Name	Club Code	Year of Birth	Qualifying Time	Time	Rank
1	BACH Hannah	UN-OH	2000	1:10.03		
2	GALAT Bethany	AGS	1995	1:09.52		
3	ESCOBEDO Emily	COND	1995	1:08.35		
4	KING Lilly	ISC	1997	1:07.59		
5	TUCKER Miranda	UN-MI	1997	1:08.13		
6	PHEE Jinq En	UN-IN	1997	1:09.26		
7	NELSON Ella	UN-VA	2001	1:09.75		
8	KOZELSKY Lindsey	UN-MN	1997	1:10.12		

Reserves

Name	Club Code	Year of Birth	Qualifying Time	Time	Rank
STEELE Taylor	GAME	2000	1:10.76		
KEATING Anna	UVA	2002	1:11.01		

Legend:

AR	American Record	CR	Championship Record	OT	Trials Cut	WJ	World Junior Record
WR	World Record	♦	Junior swimmer				

Official Timekeeping by Omega





2021 TYR Pro Swim Series

Indianapolis

May 12 - 15

Event 106

13 MAY 2021 - 6:15 PM

Men's 100m Breaststroke

Final

Start List

Event Number 6

	Record	Split	Name	NAT Code	Location	Date
WR	56.88	26.63	PEATY Adam	GBR	Gwangju (KOR)	21 JUL 2019
AR	58.64	27.41	CORDES Kevin	USA	Budapest (HUN)	23 JUL 2017
CR	58.82	27.45	ANDREW Michael	USA	Indianapolis, IN (USA)	13 MAY 2021
WJ	59.01	27.48	MARTINENGGHI Nicolo	ITA	Indianapolis (USA)	23 AUG 2017
OT	1:03.29		BEST TIME		omaha (USA)	

Final

Lane	Name	Club Code	Year of Birth	Qualifying Time	Time	Rank
1	MATHENY Josh	PEAQ	2002	1:02.77		
2	SWANSON Charlie	CW	1998	1:02.62		
3	HEAPHY John	UN-AZ	2000	1:02.35		
4	KHOSLA Raunak	FMC	2000	1:02.27		
5	CASTILLO LUNA Mauro	AGS	1995	1:02.30		
6	McKEE Anton	UN-VA	1993	1:02.60		
7	AL-WIR Amro	UN-FL	2001	1:02.62		
8	KREILEY Aidan	UN-KY	2002	1:02.89		

Final

Lane	Name	Club Code	Year of Birth	Qualifying Time	Time	Rank
1	CHAVEZ Miguel	TE	1995	1:01.92		
2	EVDOKIMOV Alex	PRVT	1996	1:01.63		
3	COPE Tommy	CW	1997	1:01.11		
4	ANDREW Michael	RPC-SI	1999	58.82		
5	MURILLO Jorge	TAC-NC	1991	1:00.74		
6	ABALIKSTA Valdas	UNC	1998	1:01.21		
7	RODARTE Luke	UN-CA	1998	1:01.89		
8	CONO Ben	GAME	1996	1:01.97		

Reserves

Name	Club Code	Year of Birth	Qualifying Time	Time	Rank
MODGLIN Coleman	ZSC	2001	1:03.00		
EL KAMASH Youssef	ISC	1995	1:03.41		

Legend:

AR American Record **CR** Championship Record **OT** Trials Cut **WJ** World Junior Record
WR World Record

Official Timekeeping by Omega





2021 TYR Pro Swim Series

Indianapolis

May 12 - 15

Event 107 13 MAY 2021 - 6:21 PM

Women's 200m Butterfly

Final

Start List

Event Number 7

	Record	Splits			Name	NAT Code	Location	Date
WR	2:01.81	27.19	58.08	1:30.20	LIU Zige	CHN	Jinan (CHN)	21 OCT 2009
AR	2:04.14	28.79	1:00.57	1:32.49	MOHLER Mary	USA	Roma (ITA)	29 JUL 2009
CR	2:06.11				FLICKINGER Hali	USA	Des Moines (USA)	5 MAR 2020
WJ	2:06.29				HASEGAWA Suzuka	JPN	Aichi (JPN)	13 APR 2017
OT	2:14.59				BEST TIME		omaha (USA)	

Final

Lane	Name	Club Code	Year of Birth	Qualifying Time	Time	Rank
1	NERO Bailey	NCAC	1997	2:16.92		
2	TADDER Samantha	TIDEVA	2003	2:15.71		
3	HAY Abby	UN-KY	2001	2:14.95		
4	GINGRICH Leah	HURR	1990	2:13.63		
5	KRAUS Alena	UN-KY	1999	2:13.70		
6	HARTER Abby	UVA	2002	2:15.10		
7	ULETT Tristen	UN-KY	2002	2:15.81		
8	ALBIERO Gabi	UN-KY	2002	2:17.63		

Final

Lane	Name	Club Code	Year of Birth	Qualifying Time	Time	Rank
1	PASH Kelly	CSC	2001	2:12.33		
2	CARTER Olivia	CW	2000	2:11.12		
3	HOOK Charlotte	TAC-NC	◆ 2004	2:10.87		
4	FLICKINGER Hali	SUN	1994	2:07.41		
5	SMITH Regan	RIPT	2002	2:07.95		
6	QUAH Jing	TAMU	2000	2:11.10		
7	HOWLEY Tess	LIAC	◆ 2005	2:11.28		
8	LOONEY Lindsay	SUN	2001	2:13.12		

Reserves

Name	Club Code	Year of Birth	Qualifying Time	Time	Rank
LOOZE Mackenzie	ISC	2000	2:19.94		
JOHNSON Lauryn	UCLA	2001	2:21.68		

Legend:

AR	American Record	CR	Championship Record	OT	Trials Cut	WJ	World Junior Record
WR	World Record	◆	Junior swimmer				

Official Timekeeping by Omega





2021 TYR Pro Swim Series

Indianapolis

May 12 - 15

Event 108

13 MAY 2021 - 6:28 PM

Men's 200m Butterfly

Final

Start List

Event Number 8

	Record	Splits			Name	NAT Code	Location	Date
WR	1:50.73	24.66	52.88	1:21.57	MILAK Kristof	HUN	Gwangju (KOR)	24 JUL 2019
AR	1:51.51	24.76	52.88	1:21.93	PHELPS Michael	USA	Roma (ITA)	29 JUL 2009
CR	1:53.84	26.08	54.82	1:23.91	URLANDO Gianluca	USA	Clovis, CA (USA)	14 JUN 2019
WJ	1:53.79				MILAK Kristof	HUN	Taipei (THA)	30 JUN 2017
OT	2:01.19				BEST TIME		omaha (USA)	

Final

Lane	Name	Club Code	Year of Birth	Qualifying Time	Time	Rank
1	BURNS Brendan	ISC	2001	2:00.82		
2	DAHLGREN Jack	UMIZ	2000	2:00.70		
3	COLSON Alexander	SUN	2001	2:00.29		
4	CONGER Jack	UN-VA	1994	2:00.05		
5	WRIGHT Justin	NCAC	1996	2:00.16		
6	FENLON Matthew	BAD	2002	2:00.34		
7	ROBERTS Will	CW	1999	2:00.71		
8	DILLMANN Alex	FMC	1997	2:03.82		

Final

Lane	Name	Club Code	Year of Birth	Qualifying Time	Time	Rank
1	ALBIERO Nicolas	UN-KY	1999	1:59.19		
2	MARTINEZ Angel	AGS	1997	1:58.84		
3	SMACHLO Miles	CW	1998	1:58.27		
4	RUVALCABA CRUZ Hector	AGS	1997	1:57.91		
5	GAMBARDELLA Corey	ISC	1998	1:58.13		
6	HARTING Zach	CARD	1997	1:58.34		
7	QUAH Zheng	CAL	1996	1:58.91		
8	ARROYO Jarod	UN-AZ	2001	1:59.36		

Reserves

Name	Club Code	Year of Birth	Qualifying Time	Time	Rank
SANTANA Brendan	IA	1999	2:04.11		
STEWART Sam	YHF	1997	2:04.60		

Legend:

AR American Record **CR** Championship Record **OT** Trials Cut **WJ** World Junior Record
WR World Record

Official Timekeeping by Omega





2021 TYR Pro Swim Series

Indianapolis

May 12 - 15

Event 109

13 MAY 2021 - 6:36 PM

Women's 400m Freestyle

Final

Start List

REVISED
13 MAY 11:59

Event Number 9

	Record	Splits			Name	NAT Code	Location	Date
WR	3:56.46	57.05	1:57.11	2:57.62	LEDECKY Katie	USA	Rio de Janeiro (BRA)	7 AUG 2016
AR	3:56.46	57.05	1:57.11	2:57.62	LEDECKY Katie	USA	Rio (BRA)	7 AUG 2016
CR	3:57.94	57.07	1:57.70	2:58.15	LEDECKY Katie	USA	Indianapolis, IN (USA)	17 MAY 2018
WJ	3:58.37	57.87	1:58.30	2:58.74	LEDECKY Katie	USA	Gold Coast (AUS)	21 AUG 2014
OT	4:16.89				BEST TIME		omaha (USA)	

Final

Lane	Name	Club Code	Year of Birth	Qualifying Time	Time	Rank
1	STONEBURG Blair	TCA	◆ 2004	4:19.23		
2	LANING Erica	SUN	1999	4:17.43		
3	McMAHON Kensey	BAMA	1999	4:15.49		
4	DENIGAN Mariah	LAK	2003	4:14.99		
5	DONOHUE Madelyn	UVA	2001	4:15.43		
6	ACKERMAN Kathryn	CW	2002	4:16.77		
7	KILGALLON Abigail	UN-MN	1999	4:18.28		
8	KARRAS Sophia	LIAC	2003	4:20.70		

Final

Lane	Name	Club Code	Year of Birth	Qualifying Time	Time	Rank
1	SCHMIDT Sierra	UN-AZ	1998	4:11.97		
2	McHUGH Ally	WA	1997	4:10.29		
3	EVANS Joanna	TXLA	1997	4:07.95		
4	SMITH Leah	UN-AZ	1995	4:07.13		
5	NORDIN Emma	SUN	1999	4:07.78		
6	MADDEN Paige	UVA	1998	4:09.23		
7	GORMSEN Cavan	LIAC	◆ 2005	4:10.84		
8	MEITZ Kaersten	BA	1995	4:13.28		

Reserves

Name	Club Code	Year of Birth	Qualifying Time	Time	Rank
WILLIAMS Liberty	UN-KY	2001	4:22.42		
MACIAS ALBA Ayumi	UN-AZ	1997	4:23.06		

Legend:

AR American Record **CR** Championship Record **OT** Trials Cut **WJ** World Junior Record
WR World Record ◆ Junior swimmer

REVISED

Revised

Official Timekeeping by Omega





2021 TYR Pro Swim Series

Indianapolis

May 12 - 15

Event 110 13 MAY 2021 - 6:47 PM

Men's 400m Freestyle

Final

Start List

Event Number 10

	Record	Splits			Name	NAT Code	Location	Date
WR	3:40.07	54.42	1:51.02	2:47.17	BIEDERMANN Paul	GER	Rome (ITA)	26 JUL 2009
AR	3:42.78	54.86	1:51.91	2:48.07	JENSEN Larsen	USA	Beijing (CHN)	10 AUG 2008
CR	3:43.55				YANG Sun	JPN	Santa Clara (USA)	1 JAN 2016
WJ	3:44.60	53.35	1:50.26	2:47.72	HORTON Mack	AUS	Brisbane (AUS)	1 APR 2014
OT	3:57.29				BEST TIME		omaha (USA)	

Final

Lane	Name	Club Code	Year of Birth	Qualifying Time	Time	Rank
1	SIBIRTSEV Ilia	UN-KY	2001	3:57.39		
2	CURLEY Hayden	UN-KY	1999	3:56.92		
3	MITCHELL Jake	CSC	2001	3:56.39		
4	BRESETTE Liam	SUN	1999	3:56.08		
5	WILLIAMS Jude	UN-WI	2001	3:56.23		
6	FREEMAN James	UN-MN	2001	3:56.68		
7	CALVILLO Mikey	ISC	2000	3:57.13		
8	CLARK Charlie	OSU	2002	3:57.47		

Final

Lane	Name	Club Code	Year of Birth	Qualifying Time	Time	Rank
1	ROBERTS Will	CW	1999	3:55.46		
2	GROTHE Zane	BCH	1992	3:54.42		
3	WIESER Chris	DART	1995	3:53.99		
4	MESTRE Alfonso	UN-FL	2001	3:50.76		
5	CALLAN Patrick	CW	1999	3:53.61		
6	EL KAMASH Marwan	ISC	1994	3:54.28		
7	D'ARRIGO Mitch	GSC-FL	1995	3:54.47		
8	DANNHAUSER Josh	UN-WI	1998	3:55.82		

Reserves

Name	Club Code	Year of Birth	Qualifying Time	Time	Rank
VARGAS JACOBO Ricardo	CW	1997	3:59.31		
HILL Julian	SUN	2000	3:59.41		

Legend:

AR American Record **CR** Championship Record **OT** Trials Cut **WJ** World Junior Record
WR World Record

Official Timekeeping by Omega





2021 TYR Pro Swim Series

Indianapolis

May 12 - 15

Event 103

13 MAY 2021 - 6:00 PM

Women's 100m Freestyle

Final

Results

Event Number 3

	Record	Split	Name	NAT Code	Location	Date
WR	51.71	24.83	SJOESTROEM Sarah	SWE	Budapest (HUN)	23 JUL 2017
AR	52.04	27.23	MANUEL Simone	USA	Budapest (HUN)	26 JUL 2019
CR	53.12		SJOSTROM Sarah	SWE	Austin (USA)	1 JAN 2016
WJ	52.70	25.70	OLEKSIK Penny	USA	Rio de Janeiro (BRA)	11 AUG 2016
OT	56.29		BEST TIME		omaha (USA)	

Final

Rank	Lane	Name	Club Code	R.T.	50m	Time	Time Behind
1	4	GASTALDELLO Beryl	AGS	0.61	(2) 26.51	55.02 28.51	
2	5	DELOOF Gabby	CW	0.67	(3) 26.78	55.33 28.55	0.31
3	1	WILSON Kayla	TIDEVA	0.68	(4) 26.88	55.79 28.91	0.77
4	8	ALBIERO Gabi	UN-KY	0.65	(6) 27.12	55.85 28.73	0.83
5	3	DAHLIA Kelsi	CARD	0.60	(1) 26.46	55.98 29.52	0.96
6	2	HAYES Leah	TIDEIL	0.68	(8) 27.19	55.99 28.80	0.97
7	6	NOVELLINE Carly	WILD	0.62	(5) 27.09	56.27 29.18	1.25
8	7	WELCH Ella	CARD	0.63	(7) 27.18	56.28 29.10	1.26

Final

Rank	Lane	Name	Club Code	R.T.	50m	Time	Time Behind
1	4	MACK Linnea	TE	0.71	(2) 26.10	54.00 27.90	
2	5	DOUGLASS Kate	UVA	0.67	(1) 26.01	54.30 28.29	0.30
3	3	DELOOF Catie	CA-Y	0.66	(6) 26.52	54.36 27.84	0.36
4	6	SCHMITT Allison	SUN	0.74	(3) 26.24	54.60 28.36	0.60
5	7	NELSON Beata	WA	0.71	(4) 26.29	54.74 28.45	0.74
6	2	BROWN Erika	TNAQ	0.57	(5) 26.45	54.85 28.40	0.85
7	1	STEPANEK Chloe	TAMU	0.68	(=7) 26.81	55.32 28.51	1.32
8	8	COMERFORD Mallory	CARD	0.66	(=7) 26.81	55.37 28.56	1.37

Legend:

= Equal rank **AR** American Record **CR** Championship Record **OT** Trials Cut
R.T. Reaction Time **WJ** World Junior Record **WR** World Record

Official Timekeeping by Omega





2021 TYR Pro Swim Series

Indianapolis

May 12 - 15

Event 104

13 MAY 2021 - 6:05 PM

Men's 100m Freestyle

Final

Results

Event Number 4

	Record	Split	Name	NAT Code	Location	Date
WR	46.91	22.17	CIELO FILHO Cesar	BRA	Rome (ITA)	30 JUL 2009
AR	46.96		DRESSEL Caeleb	USA	Budapest (HUN)	28 JUL 2019
CR	48.00		ADRIAN Nathan	USA	Mesa (USA)	1 JAN 2016
WJ	47.57	22.84	MINAKOV Andrei	RUS	Kazan (RUS)	30 OCT 2020
OT	50.49		BEST TIME		omaha (USA)	

Final

Rank	Lane	Name	Club Code	R.T.	50m	Time	Time Behind
=1	5	HOUSE Grant	SUN	0.63	(3) 23.78	49.58 25.80	
=1	6	FARRIS Dean	VS	0.68	(2) 23.67	49.58 25.91	
3	8	ARMSTRONG Hunter	UN-LE	0.64	(7) 24.16	49.83 25.67	0.25
4	7	CARTER Dylan	TE	0.61	(4) 23.81	49.89 26.08	0.31
5	4	SWIFT Carter	SUN	0.61	(6) 23.94	49.90 25.96	0.32
6	3	KHALAFALLA Ali	MVN	0.63	(1) 23.55	50.20 26.65	0.62
7	1	BYBEE Cody	SUN	0.61	(8) 24.26	50.49 26.23	0.91
8	2	KHNYKIN Oleksii	SPA	0.63	(5) 23.91	50.58 26.67	1.00

Final

Rank	Lane	Name	Club Code	R.T.	50m	Time	Time Behind
1	4	PIERONI Blake	SAND	0.62	(4) 23.53	48.76 25.23	
2	2	ADRIAN Nathan	UN-PC	0.66	(3) 23.44	48.91 25.47	0.15
3	5	HELD Ryan	NYAC	0.63	(2) 23.39	49.21 25.82	0.45
4	3	CHADWICK Michael	NCAC	0.68	(8) 23.82	49.22 25.40	0.46
5	7	IGA Jorge	UN-AZ	0.64	(6) 23.62	49.23 25.61	0.47
6	1	APPLE Zach	MVN	0.65	(5) 23.59	49.32 25.73	0.56
7	6	MESTRE Alberto	UN-FG	0.68	(1) 23.25	49.50 26.25	0.74
8	8	BECKER Bowe	SAND	0.66	(7) 23.74	50.12 26.38	1.36

Legend:

AR American Record **CR** Championship Record **OT** Trials Cut **R.T.** Reaction Time
WJ World Junior Record **WR** World Record

Official Timekeeping by Omega





2021 TYR Pro Swim Series

Indianapolis

May 12 - 15

Event 105

13 MAY 2021 - 6:10 PM

Women's 100m Breaststroke

Final

Results

Event Number 5

	Record	Split	Name	NAT Code	Location	Date
WR	1:04.13	29.80	KING Lilly	USA	Budapest (HUN)	25 JUL 2017
AR	1:04.13	29.80	KING Lilly	USA	Budapest (HUN)	25 JUL 2017
CR	1:05.32		KING Lilly	USA	Mission Viejo (USA)	8 APR 2021
WJ	1:05.39	30.48	MEILUTYTE Ruta	LTU	Nanjing (CHN)	20 AUG 2014
OT	1:10.99		BEST TIME		omaha (USA)	

Final

Rank	Lane	Name	Club Code	R.T.	50m	Time	Time Behind
1	7	ANDERSON Olivia	AQJT	0.74	(2) 32.48	1:08.73 36.25	
2	6	WALSH Alex	UN-VA	0.77	(4) 32.83	1:09.17 36.34	0.44
3	4	FARRINGTON Adeline	UN-KY	0.76	(5) 32.91	1:09.34 36.43	0.61
4	5	THOMAS Lucy	EBSC	0.67	(3) 32.72	1:09.45 36.73	0.72
5	2	WHEELER Kaylee	UN-KY	0.61	(1) 32.32	1:09.69 37.37	0.96
6	1	LOOZE Mackenzie	ISC	0.67	(7) 33.57	1:10.19 36.62	1.46
7	3	HIGGS Lilly	UNC	0.73	(6) 33.26	1:10.47 37.21	1.74
8	8	TADDER Samantha	TIDEVA	0.70	(8) 33.59	1:10.89 37.30	2.16

Final

Rank	Lane	Name	Club Code	R.T.	50m	Time	Time Behind
1	4	KING Lilly	ISC	0.65	(1) 30.66	1:05.47 34.81	
2	3	ESCOBEDO Emily	COND	0.67	(4) 32.11	1:07.66 35.55	2.19
3	5	TUCKER Miranda	UN-MI	0.67	(2) 31.70	1:07.71 36.01	2.24
4	2	GALAT Bethany	AGS	0.54	(3) 32.04	1:08.26 36.22	2.79
5	6	PHEE Jinq En	UN-IN	0.68	(6) 32.69	1:09.08 36.39	3.61
6	8	KOZELSKY Lindsey	UN-MN	0.70	(5) 32.26	1:09.49 37.23	4.02
7	7	NELSON Ella	UN-VA	0.69	(8) 33.30	1:09.73 36.43	4.26
8	1	BACH Hannah	UN-OH	0.64	(7) 33.10	1:10.81 37.71	5.34

Legend:

AR American Record **CR** Championship Record **OT** Trials Cut **R.T.** Reaction Time
WJ World Junior Record **WR** World Record

Official Timekeeping by Omega





2021 TYR Pro Swim Series

Indianapolis

May 12 - 15

Event 106

13 MAY 2021 - 6:15 PM

Men's 100m Breaststroke

Final

Results

Event Number 6

	Record	Split	Name	NAT Code	Location	Date
WR	56.88	26.63	PEATY Adam	GBR	Gwangju (KOR)	21 JUL 2019
AR	58.64	27.41	CORDES Kevin	USA	Budapest (HUN)	23 JUL 2017
CR	58.82	27.45	ANDREW Michael	USA	Indianapolis, IN (USA)	13 MAY 2021
WJ	59.01	27.48	MARTINENGGHI Nicolo	ITA	Indianapolis (USA)	23 AUG 2017
OT	1:03.29		BEST TIME		omaha (USA)	

Final

Rank	Lane	Name	Club Code	R.T.	50m	Time	Time Behind
1	4	KHOSLA Raunak	FMC	0.65	(2) 28.75	1:01.55 32.80	
2	2	SWANSON Charlie	CW	0.63	(4) 29.28	1:01.79 32.51	0.24
3	3	HEAPHY John	UN-AZ	0.67	(1) 28.74	1:02.26 33.52	0.71
4	1	MATHENY Josh	PEAQ	0.66	(3) 29.25	1:02.51 33.26	0.96
5	8	KREILEY Aidan	UN-KY	0.68	(5) 29.35	1:02.63 33.28	1.08
6	5	CASTILLO LUNA Mauro	AGS	0.62	(6) 29.53	1:02.73 33.20	1.18
7	7	AL-WIR Amro	UN-FL	0.67	(8) 29.88	1:02.77 32.89	1.22
8	6	McKEE Anton	UN-VA	0.64	(7) 29.71	1:03.08 33.37	1.53

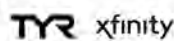
Final

Rank	Lane	Name	Club Code	R.T.	50m	Time	Time Behind
1	4	ANDREW Michael	RPC-SI	0.66	(1) 27.32	58.67 31.35	CR
2	2	EVDOKIMOV Alex	PRVT	0.67	(3) 28.41	1:00.83 32.42	2.16
3	3	COPE Tommy	CW	0.66	(2) 28.06	1:00.88 32.82	2.21
4	5	MURILLO Jorge	TAC-NC	0.65	(4) 28.58	1:01.23 32.65	2.56
5	6	ABALIKSTA Valdas	UNC	0.82	(7) 28.89	1:01.26 32.37	2.59
6	1	CHAVEZ Miguel	TE	0.66	(8) 29.23	1:01.58 32.35	2.91
7	8	CONO Ben	GAME	0.72	(5) 28.84	1:01.97 33.13	3.30
8	7	RODARTE Luke	UN-CA	0.73	(6) 28.86	1:02.01 33.15	3.34

Legend:

AR American Record **CR** Championship Record **OT** Trials Cut **R.T.** Reaction Time
WJ World Junior Record **WR** World Record

Official Timekeeping by Omega





2021 TYR Pro Swim Series

Indianapolis

May 12 - 15

Event 107

13 MAY 2021 - 6:21 PM

Women's 200m Butterfly

Final

Results

Event Number 7

	Record	Splits			Name	NAT Code	Location	Date
WR	2:01.81	27.19	58.08	1:30.20	LIU Zige	CHN	Jinan (CHN)	21 OCT 2009
AR	2:04.14	28.79	1:00.57	1:32.49	MOHLER Mary	USA	Roma (ITA)	29 JUL 2009
CR	2:06.11				FLICKINGER Hali	USA	Des Moines (USA)	5 MAR 2020
WJ	2:06.29				HASEGAWA Suzuka	JPN	Aichi (JPN)	13 APR 2017
OT	2:14.59				BEST TIME		omaha (USA)	

Final

Rank	Lane	Name	Club Code	R.T.	50m	100m	150m	Time	Time Behind
1	4	GINGRICH Leah	HURR	0.72	(5) 29.81	(2) 1:02.46 32.65	(2) 1:35.83 33.37	2:09.41	
2	5	KRAUS Alena	UN-KY	0.71	(1) 29.05	(1) 1:01.71 32.66	(1) 1:35.73 34.02	2:10.10	0.69
3	6	HARTER Abby	UVA	0.72	(2) 29.53	(4) 1:03.36 33.83	(3) 1:37.93 34.57	2:13.65	4.24
4	7	ULETT Tristen	UN-KY	0.76	(3) 29.70	(3) 1:03.34 33.64	(4) 1:37.95 34.61	2:14.28	4.87
5	3	HAY Abby	UN-KY	0.72	(7) 30.35	(6) 1:04.25 33.90	(5) 1:39.46 35.21	2:15.24	5.83
6	8	ALBIERO Gabi	UN-KY	0.66	(4) 29.78	(5) 1:04.16 34.38	(6) 1:39.74 35.58	2:16.08	6.67
7	1	NERO Bailey	NCAC	0.73	(8) 30.73	(8) 1:05.18 34.45	(8) 1:40.13 34.95	2:16.26	6.85
8	2	TADDER Samantha	TIDEVA	0.56	(6) 30.17	(7) 1:04.45 34.28	(7) 1:39.90 35.45	2:16.33	6.92

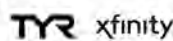
Final

Rank	Lane	Name	Club Code	R.T.	50m	100m	150m	Time	Time Behind
1	4	FLICKINGER Hali	SUN	0.73	(2) 28.54	(2) 59.94 31.40	(2) 1:32.81 32.87	2:06.70	
2	5	SMITH Regan	RIPT	0.70	(1) 27.76	(1) 59.58 31.82	(1) 1:32.59 33.01	2:07.59	0.89
3	1	PASH Kelly	CSC	0.69	(6) 29.23	(4) 1:01.76 32.53	(=3) 1:35.16 33.40	2:08.79	2.09
4	2	CARTER Olivia	CW	0.56	(4) 29.11	(3) 1:01.73 32.62	(=3) 1:35.16 33.43	2:09.05	2.35
5	7	HOWLEY Tess	LIAC	0.70	(7) 29.31	(7) 1:02.54 33.23	(7) 1:36.27 33.73	2:10.44	3.74
6	8	LOONEY Lindsay	SUN	0.67	(5) 29.14	(6) 1:02.27 33.13	(6) 1:36.22 33.95	2:10.71	4.01
7	6	QUAH Jing	TAMU	0.61	(3) 28.98	(5) 1:02.08 33.10	(5) 1:36.05 33.97	2:11.57	4.87
8	3	HOOK Charlotte	TAC-NC	0.70	(8) 29.79	(8) 1:03.14 33.35	(8) 1:37.39 34.25	2:12.26	5.56

Legend:

=	Equal rank	AR	American Record	CR	Championship Record	OT	Trials Cut
R.T.	Reaction Time	WJ	World Junior Record	WR	World Record		

Official Timekeeping by Omega





2021 TYR Pro Swim Series

Indianapolis

May 12 - 15

Event 108

13 MAY 2021 - 6:28 PM

Men's 200m Butterfly

Final

Results

Event Number 8

	Record	Splits			Name	NAT Code	Location	Date
WR	1:50.73	24.66	52.88	1:21.57	MILAK Kristof	HUN	Gwangju (KOR)	24 JUL 2019
AR	1:51.51	24.76	52.88	1:21.93	PHELPS Michael	USA	Roma (ITA)	29 JUL 2009
CR	1:53.84	26.08	54.82	1:23.91	URLANDO Gianluca	USA	Clovis, CA (USA)	14 JUN 2019
WJ	1:53.79				MILAK Kristof	HUN	Taipei (THA)	30 JUN 2017
OT	2:01.19				BEST TIME		omaha (USA)	

Final

Rank	Lane	Name	Club Code	R.T.	50m	100m	150m	Time	Time Behind
1	2	DAHLGREN Jack	UMIZ	0.70	(3) 26.59	(2) 56.56 29.97	(2) 1:27.49 30.93	1:59.05 31.56	
2	4	CONGER Jack	UN-VA	0.67	(2) 26.53	(3) 56.78 30.25	(3) 1:27.81 31.03	1:59.72 31.91	0.67
3	5	WRIGHT Justin	NCAC	0.55	(5) 26.89	(5) 57.25 30.36	(4) 1:28.30 31.05	1:59.73 31.43	0.68
4	1	BURNS Brendan	ISC	0.67	(1) 26.48	(1) 56.25 29.77	(1) 1:27.40 31.15	1:59.92 32.52	0.87
5	6	FENLON Matthew	BAD	0.73	(4) 26.71	(4) 57.24 30.53	(5) 1:28.40 31.16	2:00.26 31.86	1.21
6	7	ROBERTS Will	CW	0.67	(7) 27.00	(6) 57.87 30.87	(6) 1:28.90 31.03	2:00.49 31.59	1.44
7	3	COLSON Alexander	SUN	0.66	(6) 26.98	(7) 58.05 31.07	(7) 1:29.65 31.60	2:02.14 32.49	3.09
8	8	DILLMANN Alex	FMC	0.73	(8) 27.44	(8) 59.22 31.78	(8) 1:33.46 34.24	2:07.62 34.16	8.57

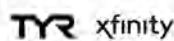
Final

Rank	Lane	Name	Club Code	R.T.	50m	100m	150m	Time	Time Behind
1	7	QUAH Zheng	CAL	0.59	(2) 25.63	(1) 54.87 29.24	(1) 1:24.95 30.08	1:56.94 31.99	
2	6	HARTING Zach	CARD	0.65	(8) 26.69	(8) 56.76 30.07	(4) 1:27.03 30.27	1:57.64 30.61	0.70
3	5	GAMBARDELLA Corey	ISC	0.77	(6) 26.48	(=5) 56.28 29.80	(5) 1:27.15 30.87	1:57.67 30.52	0.73
4	2	MARTINEZ Angel	AGS	0.68	(3) 25.80	(3) 55.27 29.47	(3) 1:26.20 30.93	1:57.84 31.64	0.90
5	3	SMACHLO Miles	CW	0.65	(1) 25.60	(2) 55.17 29.57	(2) 1:26.03 30.86	1:58.17 32.14	1.23
6	4	RUVALCABA CRUZ Hector	AGS	0.71	(5) 26.38	(7) 56.63 30.25	(8) 1:27.74 31.11	1:58.42 30.68	1.48
7	8	ARROYO Jarod	UN-AZ	0.67	(4) 26.09	(=5) 56.28 30.19	(6) 1:27.23 30.95	1:59.37 32.14	2.43
8	1	ALBIERO Nicolas	UN-KY	0.64	(7) 26.56	(4) 56.27 29.71	(7) 1:27.38 31.11	2:00.01 32.63	3.07

Legend:

=	Equal rank	AR	American Record	CR	Championship Record	OT	Trials Cut
R.T.	Reaction Time	WJ	World Junior Record	WR	World Record		

Official Timekeeping by Omega





2021 TYR Pro Swim Series

Indianapolis

May 12 - 15

Event 109

13 MAY 2021 - 6:36 PM

Women's 400m Freestyle

Final

Results

Event Number 9

	Record	Splits		Name	NAT Code	Location	Date
WR	3:56.46	57.05	1:57.11	2:57.62	LEDECKY Katie	USA	Rio de Janeiro (BRA) 7 AUG 2016
AR	3:56.46	57.05	1:57.11	2:57.62	LEDECKY Katie	USA	Rio (BRA) 7 AUG 2016
CR	3:57.94	57.07	1:57.70	2:58.15	LEDECKY Katie	USA	Indianapolis, IN (USA) 17 MAY 2018
WJ	3:58.37	57.87	1:58.30	2:58.74	LEDECKY Katie	USA	Gold Coast (AUS) 21 AUG 2014
OT	4:16.89				BEST TIME		omaha (USA)

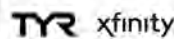
Final

Rank	Lane	Name	Club Code	R.T.	Time	Time Behind
1	2	LANING Erica	SUN	0.64	4:11.43	
50m (2) 29.38	100m (1) 1:00.26 30.88	150m (1) 1:31.96 31.70	200m (1) 2:03.83 31.87	250m (1) 2:35.82 31.99	300m (1) 3:07.72 31.90	350m (1) 3:39.81 32.09
2	4	DENIGAN Mariah	LAK	0.71	4:12.33	0.90
50m (1) 29.35	100m (3) 1:00.92 31.57	150m (3) 1:33.00 32.08	200m (3) 2:05.19 32.19	250m (3) 2:37.16 31.97	300m (2) 3:08.90 31.74	350m (2) 3:40.79 31.89
3	3	McMAHON Kensey	BAMA	0.74	4:15.16	3.73
50m (4) 29.47	100m (2) 1:00.72 31.25	150m (2) 1:32.50 31.78	200m (2) 2:04.52 32.02	250m (2) 2:36.82 32.30	300m (3) 3:09.81 32.99	350m (3) 3:42.78 32.97
4	6	ACKERMAN Kathryn	CW	0.74	4:16.18	4.75
50m (3) 29.43	100m (=4) 1:01.56 32.13	150m (6) 1:34.19 32.63	200m (7) 2:06.77 32.58	250m (7) 2:39.56 32.79	300m (7) 3:12.23 32.67	350m (6) 3:45.01 32.78
5	7	KILGALLON Abigail	UN-MN	0.70	4:16.31	4.88
50m (7) 30.13	100m (7) 1:02.00 31.87	150m (7) 1:34.37 32.37	200m (6) 2:06.67 32.30	250m (6) 2:39.27 32.60	300m (5) 3:11.60 32.33	350m (4) 3:44.39 32.79
6	1	STONEBURG Blair	TCA	0.67	4:16.45	5.02
50m (6) 29.77	100m (6) 1:01.58 31.81	150m (4) 1:33.87 32.29	200m (4) 2:06.22 32.35	250m (4) 2:38.89 32.67	300m (4) 3:11.54 32.65	350m (5) 3:44.53 32.99
7	5	DONOHUE Madelyn	UVA	0.67	4:16.50	5.07
50m (5) 29.59	100m (=4) 1:01.56 31.97	150m (5) 1:34.06 32.50	200m (5) 2:06.39 32.33	250m (5) 2:39.26 32.87	300m (6) 3:11.96 32.70	350m (7) 3:45.04 33.08
8	8	KARRAS Sophia	LIAC	0.72	4:21.91	10.48
50m (8) 30.37	100m (8) 1:02.58 32.21	150m (8) 1:35.74 33.16	200m (8) 2:08.67 32.93	250m (8) 2:42.17 33.50	300m (8) 3:15.64 33.47	350m (8) 3:49.32 33.68

Legend:

=	Equal rank	AR	American Record	CR	Championship Record	OT	Trials Cut
R.T.	Reaction Time	WJ	World Junior Record	WR	World Record		

Official Timekeeping by Omega





2021 TYR Pro Swim Series

Indianapolis

May 12 - 15

Event 109

13 MAY 2021 - 6:36 PM

Women's 400m Freestyle

Final

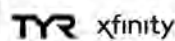
Results

Event Number 9

Final

Rank	Lane	Name	Club Code	R.T.	Time	Time Behind
1	5	NORDIN Emma	SUN	0.68	4:04.60	
50m (2) 28.63	100m (2) 58.80 30.17	150m (1) 1:29.51 30.71	200m (1) 2:00.74 31.23	250m (1) 2:31.75 31.01	300m (1) 3:03.04 31.29	350m (1) 3:34.08 31.04
2	4	SMITH Leah	UN-AZ	0.70	4:04.83	0.23
50m (1) 28.37	100m (1) 58.76 30.39	150m (2) 1:29.78 31.02	200m (2) 2:01.29 31.51	250m (2) 2:32.69 31.40	300m (2) 3:03.76 31.07	350m (2) 3:34.54 30.78
3	6	MADDEN Paige	UVA	0.66	4:09.49	4.89
50m (4) 28.66	100m (3) 59.21 30.55	150m (3) 1:30.67 31.46	200m (3) 2:02.09 31.42	250m (3) 2:33.67 31.58	300m (3) 3:05.65 31.98	350m (3) 3:37.88 32.23
4	2	McHUGH Ally	WA	0.63	4:09.59	4.99
50m (6) 29.15	100m (7) 1:00.34 31.19	150m (7) 1:31.90 31.56	200m (7) 2:03.66 31.76	250m (7) 2:35.57 31.91	300m (6) 3:07.35 31.78	350m (6) 3:39.35 32.00
5	7	GORMSEN Cavan	LIAC	0.69	4:10.00	5.40
50m (5) 28.93	100m (6) 1:00.05 31.12	150m (5) 1:31.47 31.42	200m (6) 2:03.34 31.87	250m (6) 2:35.15 31.81	300m (5) 3:07.02 31.87	350m (4) 3:38.66 31.64
6	1	SCHMIDT Sierra	UN-AZ	0.76	4:10.07	5.47
50m (7) 29.17	100m (5) 1:00.03 30.86	150m (6) 1:31.65 31.62	200m (5) 2:03.13 31.48	250m (4) 2:34.97 31.84	300m (4) 3:06.65 31.68	350m (5) 3:38.82 32.17
7	8	MEITZ Kaersten	BA	0.79	4:13.71	9.11
50m (8) 30.21	100m (8) 1:02.23 32.02	150m (8) 1:34.12 31.89	200m (8) 2:06.30 32.18	250m (8) 2:38.35 32.05	300m (8) 3:10.63 32.28	350m (8) 3:42.53 31.90
8	3	EVANS Joanna	TXLA	0.69	4:15.07	10.47
50m (3) 28.65	100m (4) 59.61 30.96	150m (4) 1:30.70 31.09	200m (4) 2:02.70 32.00	250m (5) 2:35.05 32.35	300m (7) 3:08.02 32.97	350m (7) 3:42.16 34.14

Official Timekeeping by Omega





2021 TYR Pro Swim Series

Indianapolis

May 12 - 15

Event 110 13 MAY 2021 - 6:47 PM

Men's 400m Freestyle

Final

Results

Event Number 10

	Record	Splits		Name	NAT Code	Location	Date
WR	3:40.07	54.42	1:51.02	2:47.17	BIEDERMANN Paul	GER Rome (ITA)	26 JUL 2009
AR	3:42.78	54.86	1:51.91	2:48.07	JENSEN Larsen	USA Beijing (CHN)	10 AUG 2008
CR	3:43.55				YANG Sun	JPN Santa Clara (USA)	1 JAN 2016
WJ	3:44.60	53.35	1:50.26	2:47.72	HORTON Mack	AUS Brisbane (AUS)	1 APR 2014
OT	3:57.29				BEST TIME	omaha (USA)	

Final

Rank	Lane	Name	Club Code	R.T.	Time	Time Behind
1	3	MITCHELL Jake	CSC	0.71	3:53.13	
50m (2) 26.48	100m (2) 55.70 29.22	150m (2) 1:25.16 29.46	200m (2) 1:55.26 30.10	250m (2) 2:25.18 29.92	300m (2) 2:55.29 30.11	350m (1) 3:24.65 29.36
2	5	WILLIAMS Jude	UN-WI	0.74	3:53.67	0.54
50m (3) 27.00	100m (3) 56.17 29.17	150m (3) 1:25.62 29.45	200m (3) 1:55.40 29.78	250m (3) 2:25.27 29.87	300m (1) 2:55.24 29.97	350m (2) 3:24.93 29.69
3	7	CALVILLO Mikey	ISC	0.72	3:54.32	1.19
50m (4) 27.23	100m (4) 56.59 29.36	150m (4) 1:26.12 29.53	200m (4) 1:55.89 29.77	250m (4) 2:25.73 29.84	300m (4) 2:55.61 29.88	350m (3) 3:25.33 29.72
4	4	BRESETTE Liam	SUN	0.66	3:54.86	1.73
50m (1) 26.23	100m (1) 55.32 29.09	150m (1) 1:24.82 29.50	200m (1) 1:54.85 30.03	250m (1) 2:25.08 30.23	300m (3) 2:55.54 30.46	350m (4) 3:25.53 29.99
5	8	CLARK Charlie	OSU	0.75	3:56.12	2.99
50m (8) 27.83	100m (8) 57.21 29.38	150m (7) 1:26.72 29.51	200m (6) 1:56.60 29.88	250m (5) 2:26.53 29.93	300m (5) 2:56.38 29.85	350m (5) 3:26.65 30.27
6	2	CURLEY Hayden	UN-KY	0.55	3:57.87	4.74
50m (7) 27.50	100m (7) 57.16 29.66	150m (8) 1:27.27 30.11	200m (7) 1:57.37 30.10	250m (8) 2:27.88 30.51	300m (7) 2:58.25 30.37	350m (6) 3:28.35 30.10
7	1	SIBIRTSEV Iliia	UN-KY	0.63	4:00.33	7.20
50m (6) 27.45	100m (5) 56.61 29.16	150m (5) 1:26.29 29.68	200m (5) 1:56.28 29.99	250m (6) 2:26.66 30.38	300m (6) 2:57.31 30.65	350m (7) 3:28.88 31.57
8	6	FREEMAN James	UN-MN	0.72	4:01.37	8.24
50m (5) 27.24	100m (6) 56.70 29.46	150m (6) 1:26.69 29.99	200m (8) 1:57.52 30.83	250m (7) 2:27.67 30.15	300m (8) 2:58.97 31.30	350m (8) 3:30.46 31.49

Legend:

AR	American Record	CR	Championship Record	OT	Trials Cut	R.T.	Reaction Time
WJ	World Junior Record	WR	World Record				

Official Timekeeping by Omega





2021 TYR Pro Swim Series

Indianapolis

May 12 - 15

Event 110

13 MAY 2021 - 6:47 PM

Men's 400m Freestyle

Final

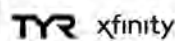
Results

Event Number 10

Final

Rank	Lane	Name	Club Code	R.T.	Time	Time Behind
1	6	EL KAMASH Marwan	ISC	0.72	3:48.17	
50m (7) 27.02	100m (4) 55.67 28.65	150m (4) 1:24.83 29.16	200m (3) 1:54.17 29.34	250m (3) 2:23.25 29.08	300m (3) 2:52.08 28.83	350m (2) 3:20.68 28.60
2	4	MESTRE Alfonso	UN-FL	0.73	3:49.16	0.99
50m (1) 25.79	100m (1) 54.14 28.35	150m (1) 1:22.82 28.68	200m (1) 1:52.11 29.29	250m (1) 2:21.11 29.00	300m (1) 2:50.63 29.52	350m (1) 3:19.93 29.30
3	3	WIESER Chris	DART	0.62	3:50.26	2.09
50m (2) 26.48	100m (2) 54.83 28.35	150m (2) 1:24.00 29.17	200m (2) 1:53.38 29.38	250m (2) 2:22.77 29.39	300m (2) 2:52.00 29.23	350m (3) 3:21.49 29.49
4	7	D'ARRIGO Mitch	GSC-FL	0.67	3:53.39	5.22
50m (4) 26.93	100m (5) 56.12 29.19	150m (5) 1:25.62 29.50	200m (5) 1:55.51 29.89	250m (5) 2:25.14 29.63	300m (6) 2:54.85 29.71	350m (5) 3:24.36 29.51
5	5	CALLAN Patrick	CW	0.67	3:53.42	5.25
50m (3) 26.52	100m (3) 55.23 28.71	150m (3) 1:24.59 29.36	200m (4) 1:54.29 29.70	250m (4) 2:24.04 29.75	300m (4) 2:53.84 29.80	350m (4) 3:23.80 29.96
6	8	DANNHAUSER Josh	UN-WI	0.74	3:53.87	5.70
50m (5) 26.96	100m (7) 56.34 29.38	150m (6) 1:25.82 29.48	200m (6) 1:55.62 29.80	250m (6) 2:25.39 29.77	300m (7) 2:55.32 29.93	350m (6) 3:24.95 29.63
7	2	GROTHER Zane	BCH	0.71	3:54.96	6.79
50m (6) 26.98	100m (6) 56.22 29.24	150m (7) 1:26.18 29.96	200m (7) 1:56.24 30.06	250m (7) 2:25.63 29.39	300m (5) 2:54.69 29.06	350m (7) 3:25.09 30.40
8	1	ROBERTS Will	CW	0.68	3:57.38	9.21
50m (8) 27.39	100m (8) 56.84 29.45	150m (8) 1:27.34 30.50	200m (8) 1:58.34 31.00	250m (8) 2:28.31 29.97	300m (8) 2:58.80 30.49	350m (8) 3:28.73 29.93

Official Timekeeping by Omega





2021 TYR Pro Swim Series

Indianapolis

May 12 - 15

Event 11

14 MAY 2021 - 9:00 AM

Women's 200m Freestyle

Heats

Start List

Event Number 11

	Record	Splits			Name	NAT Code	Location	Date
WR	1:52.98	27.34	55.60	1:24.38	PELLEGRINI Federica	ITA	Rome (ITA)	29 JUL 2009
AR	1:53.61	27.18	55.38	1:24.35	SCHMITT Allison	USA	London (GBR)	31 JUL 2012
CR	1:54.40				LEDECKY Katie	USA	Mission Viejo (USA)	9 APR 2021
WJ	1:55.43				YANG Junxuan	CHN	Beijing (USA)	24 JUL 2019
OT	2:01.69				BEST TIME		omaha (USA)	

Heat 1 of 5

Lane	Name	Club Code	Year of Birth	Entry Time	Time	Rank
1	THOMAS Lucy	EBSC	◆ 2005	2:13.72		
2	PEPLOWSKI Noelle	ISC	2000	2:05.81		
3	HALL Madie	RIPT	2003	2:04.27		
4	SIMS Kaitlynn	CW	2000	2:03.55		
5	McMAHON Kensey	BAMA	1999	2:03.78		
6	WILLIAMS Liberty	UN-KY	2001	2:04.63		
7	ANDREWS Ellie	WAC	2002	2:08.14		

Heat 2 of 5

Lane	Name	Club Code	Year of Birth	Entry Time	Time	Rank
1	CRUSH Annabel	LAK	2002	2:03.39		
2	DONOHUE Madelyn	UVA	2001	2:03.03		
3	DUNN Diana	UN-KY	2000	2:02.82		
4	GLASS Megan	CW	2001	2:02.60		
5	STONEBURG Blair	TCA	◆ 2004	2:02.64		
6	HETRICK Paige	UN-KY	2002	2:03.02		
7	PAEGLE Kristina	ISC	◆ 2004	2:03.09		
8	MACIAS ALBA Ayumi	UN-AZ	1997	2:03.41		

Heat 3 of 5

Lane	Name	Club Code	Year of Birth	Entry Time	Time	Rank
1	HOWLEY Tess	LIAC	◆ 2005	2:01.16		
2	GORMSEN Cavan	LIAC	◆ 2005	2:00.00		
3	NORDIN Emma	SUN	1999	1:58.51		
4	DELOOF Gabby	CW	1996	1:57.62		
5	COMERFORD Mallory	CARD	1997	1:57.93		
6	LANING Erica	SUN	1999	1:59.67		
7	STEPANEK Chloe	TAMU	2002	2:00.76		
8	SUMIDA Duda	UN-KY	2001	2:02.58		

Official Timekeeping by Omega





2021 TYR Pro Swim Series

Indianapolis

May 12 - 15

Event 11

14 MAY 2021 - 9:00 AM

Women's 200m Freestyle

Heats

Start List

Event Number 11

Heat 4 of 5

Lane	Name	Club Code	Year of Birth	Entry Time	Time	Rank
1	NERO Bailey	NCAC	1997	2:00.97		
2	GASTALDELLO Beryl	AGS	1995	1:59.92		
3	EVANS Joanna	TXLA	1997	1:58.43		
4	SMITH Leah	UN-AZ	1995	1:57.40		
5	BROWN Erika	TNAQ	1998	1:57.68		
6	PASH Kelly	CSC	2001	1:59.58		
7	KRAUS Alena	UN-KY	1999	2:00.74		
8	SCHMIDT Sierra	UN-AZ	1998	2:01.64		

Heat 5 of 5

Lane	Name	Club Code	Year of Birth	Entry Time	Time	Rank
1	LOONEY Lindsay	SUN	2001	2:00.82		
2	STEGE Rachel	FMC	2003	1:59.90		
3	MEITZ Kaersten	BA	1995	1:58.23		
4	SCHMITT Allison	SUN	1990	1:56.01		
5	MADDEN Paige	UVA	1998	1:57.64		
6	DELOOF Catie	CA-Y	1997	1:59.40		
7	WILSON Kayla	TIDEVA	♦ 2004	2:00.60		
8	PORTER Samantha	UMIZ	1999	2:01.39		

Legend:

AR American Record **CR** Championship Record **OT** Trials Cut **WJ** World Junior Record
WR World Record ♦ Junior swimmer

Official Timekeeping by Omega





2021 TYR Pro Swim Series

Indianapolis

May 12 - 15

Event 311

14 MAY 2021 - 10:47 AM

Women's 200m Freestyle

Heats Swim-off

Start List

Event Number 11

	Record	Splits			Name	NAT Code	Location	Date
WR	1:52.98	27.34	55.60	1:24.38	PELLEGRINI Federica	ITA	Rome (ITA)	29 JUL 2009
AR	1:53.61	27.18	55.38	1:24.35	SCHMITT Allison	USA	London (GBR)	31 JUL 2012
CR	1:54.40				LEDECKY Katie	USA	Mission Viejo (USA)	9 APR 2021
WJ	1:55.43				YANG Junxuan	CHN	Beijing (USA)	24 JUL 2019
OT	2:01.69				BEST TIME		omaha (USA)	

Lane	Name	Club Code	Year of Birth	Qualifying Time	Time	Rank
4	DONOHUE Madelyn	UVA	2001	2:02.77		
5	DUNN Diana	UN-KY	2000	2:02.77		

Legend:

AR American Record **CR** Championship Record **OT** Trials Cut **WJ** World Junior Record
WR World Record

Official Timekeeping by Omega





2021 TYR Pro Swim Series

Indianapolis

May 12 - 15

Event 12

14 MAY 2021 - 9:16 AM

Men's 200m Freestyle

Heats

Start List

Event Number 12

	Record	Splits			Name	NAT Code	Location	Date
WR	1:42.00	24.23	50.12	1:16.30	BIEDERMANN Paul	GER	Rome (ITA)	28 JUL 2009
AR	1:42.96	24.31	50.29	1:16.84	PHELPS Michael	USA	Beijing (CHN)	12 AUG 2008
CR	1:44.82				YANG Sun	JPN	Santa Clara (USA)	1 JAN 2016
WJ	1:45.92				HWANG Sunwoo	KOR	Gimcheon (KOR)	19 NOV 2020
OT	1:50.79				BEST TIME		omaha (USA)	

Heat 1 of 6

Lane	Name	Club Code	Year of Birth	Entry Time	Time	Rank
3	ALEXANDER Nick	TRI	1998	2:00.29		
4	COOK Jon	ALTO	2000	1:57.20		
5	BROWNSTEAD Matt	UVA	2002	1:57.29		

Heat 2 of 6

Lane	Name	Club Code	Year of Birth	Entry Time	Time	Rank
1	DANNHAUSER Josh	UN-WI	1998	1:55.95		
2	SIBIRTSEV Iliia	UN-KY	2001	1:52.80		
3	BOYLE Connor	FMC	2002	1:52.65		
4	EASTMAN Michael	UN-KY	2000	1:52.18		
5	KATZ Arik	VS	2001	1:52.30		
6	GAMBARDELLA Corey	ISC	1998	1:52.67		
7	GERMONPREZ Nate	ISWM	◆ 2004	1:54.88		
8	BRATANOV Koko	TAMU	2000	1:56.91		

Heat 3 of 6

Lane	Name	Club Code	Year of Birth	Entry Time	Time	Rank
1	CURLEY Hayden	UN-KY	1999	1:51.85		
2	SMITH T C	UN-KY	1999	1:51.58		
3	MESTRE Alfonso	UN-FL	2001	1:51.36		
4	RICHARDSON Steven	UN-GU	1995	1:51.24		
5	COPE Tommy	CW	1997	1:51.25		
6	PINFOLD Brett	SHAC	1995	1:51.50		
7	WILLIAMS Jude	UN-WI	2001	1:51.72		
8	FREEMAN James	UN-MN	2001	1:52.11		

Heat 4 of 6

Lane	Name	Club Code	Year of Birth	Entry Time	Time	Rank
1	AL-YAMANI Mokhtar	CW	1997	1:50.18		
2	HELD Ryan	NYAC	1995	1:49.12		
3	HOUSE Grant	SUN	1998	1:48.47		
4	IGA Jorge	UN-AZ	1997	1:47.14		
5	D'ARRIGO Mitch	GSC-FL	1995	1:47.79		
6	DAHLGREN Jack	UMIZ	2000	1:49.03		
7	FENLON Matthew	BAD	2002	1:49.75		
8	DEVINE Abrahm	TE	1996	1:50.69		

Official Timekeeping by Omega





2021 TYR Pro Swim Series

Indianapolis

May 12 - 15

Event 12

14 MAY 2021 - 9:16 AM

Men's 200m Freestyle

Heats

Start List

Event Number 12

Heat 5 of 6

Lane	Name	Club Code	Year of Birth	Entry Time	Time	Rank
1	SZABO Norbert	UN-FG	1996	1:50.11		
2	PAULSON Colton	UN-KY	2000	1:49.11		
3	QUAH Zheng	CAL	1996	1:48.29		
4	APPLE Zach	MVN	1997	1:46.76		
5	HILL Julian	SUN	2000	1:47.58		
6	MITCHELL Jake	CSC	2001	1:48.92		
7	BRESETTE Liam	SUN	1999	1:49.72		
8	WIESER Chris	DART	1995	1:50.66		

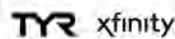
Heat 6 of 6

Lane	Name	Club Code	Year of Birth	Entry Time	Time	Rank
1	RUTTER Jonathan	UN-VA	1996	1:50.08		
2	CONGER Jack	UN-VA	1994	1:49.06		
3	GROTHER Zane	BCH	1992	1:47.90		
4	PIERONI Blake	SAND	1995	1:46.62		
5	CALLAN Patrick	CW	1999	1:47.36		
6	EL KAMASH Marwan	ISC	1994	1:48.59		
7	GRAY Andrew	SUN	2001	1:49.59		
8	ANDREW Michael	RPC-SI	1999	1:50.50		

Legend:

AR American Record CR Championship Record OT Trials Cut WJ World Junior Record
 WR World Record ♦ Junior swimmer

Official Timekeeping by Omega





2021 TYR Pro Swim Series

Indianapolis

May 12 - 15

Event 13

14 MAY 2021 - 9:33 AM

Women's 200m Backstroke

Heats

Start List

REVISED
14 MAY 8:14

Event Number 13

	Record	Splits		Name	NAT Code	Location	Date	
WR	2:03.35	29.06	1:00.37	1:31.84	SMITH Regan	USA	Gwangju (KOR)	26 JUL 2019
AR	2:03.35	29.06	1:00.37	1:31.84	SMITH Regan	USA	Gwangju (KOR)	26 JUL 2019
CR	2:05.94	29.66	1:00.97	1:33.12	SMITH Regan	USA	Knoxville, TN (USA)	19 JAN 2020
WJ	2:03.35	29.06	1:00.37	1:31.84	SMITH Regan	USA	Gwangju (KOR)	26 JUL 2019
OT	2:14.69				BEST TIME		omaha (USA)	

Heat 1 of 3

Lane	Name	Club Code	Year of Birth	Entry Time	Time	Rank
1	HART Maddie	BSC	1998	2:16.63		
2	McCORMICK Paige	UN-KY	2002	2:14.55		
3	MURDOCK Justine	BBA	2003	2:12.90		
4	BACON Phoebe	UN-WI	2002	2:08.82		
5	BILQUIST Amy	SAC	1997	2:11.28		
6	HETRICK Paige	UN-KY	2002	2:13.47		
7	CHUNG Casey	CW	2001	2:15.90		
8	JOHNSON Faith	RA	◆ 2004	2:22.48		

Heat 2 of 3

Lane	Name	Club Code	Year of Birth	Entry Time	Time	Rank
1	SCHOBEL Marie	UN-NJ	2000	2:16.37		
2	McCOY Taylor	COUG	1999	2:14.46		
3	VENTER Mariella	CW	2000	2:12.57		
4	WALSH Alex	UN-VA	2001	2:08.30		
5	WADDELL Tevyn	UN-MN	1998	2:10.78		
6	WANEZEK Maggie	EBSC	◆ 2005	2:13.27		
7	THOMPSON Sarah	UMIZ	1998	2:14.94		
8	TILTMANN Reilly	UVA	2003	2:16.82		

Heat 3 of 3

Lane	Name	Club Code	Year of Birth	Entry Time	Time	Rank
1	FREED Anna	ISC	2002	2:16.20		
2	TUINMAN Sophia	CW	2002	2:14.14		
3	NELSON Beata	WA	1998	2:11.61		
4	SMITH Regan	RIPT	2002	2:03.35		
5	GALYER Ali	CARD	1998	2:09.78		
6	LARA Krystal	PRVT	1998	2:13.11		
7	DENIGAN Mariah	LAK	2003	2:14.75		

Legend:	AR American Record	CR Championship Record	OT Trials Cut	WJ World Junior Record
	WR World Record	◆ Junior swimmer		

REVISED GMELICH Caroline was not supposed to entered. Heat 3 Lane 8.

Official Timekeeping by Omega





2021 TYR Pro Swim Series

Indianapolis

May 12 - 15

Event 14

14 MAY 2021 - 9:44 AM

Men's 200m Backstroke

Heats

Start List

Event Number 14

	Record	Splits			Name	NAT Code	Location	Date
WR	1:51.92	26.52	54.90	1:23.30	PEIRSOL Aaron	USA	Rome (ITA)	31 JUL 2009
AR	1:51.92	26.52	54.90	1:23.30	PEIRSOL Aaron	USA	Rome (ITA)	31 JUL 2009
CR	1:55.04				XU Jiayu	CHN	Indianapolis (USA)	1 JAN 2017
WJ	1:55.14	26.99	56.14	1:25.97	KOLESNIKOV Kliment	RUS	Budapest (HUN)	28 JUL 2017
OT	2:02.99				BEST TIME		omaha (USA)	

Heat 1 of 4

Lane	Name	Club Code	Year of Birth	Entry Time	Time	Rank
3	ORBE Gabriel	UN-KY	2002	2:10.90		
4	PATTERSON Ryan	GWU	1999	2:05.09		
5	KONDALSKI Rj	UN-OH	2000	2:06.07		

Heat 2 of 4

Lane	Name	Club Code	Year of Birth	Entry Time	Time	Rank
1	CALVILLO Mikey	ISC	2000	2:03.93		
2	MODGLIN Will	ZSC	♦ 2004	2:02.28		
3	SALEEM Ziyad	SSTY	♦ 2003	2:01.30		
4	GREVERS Matt	UN-AZ	1985	1:59.47		
5	DOLAN Jack	SUN	2000	2:00.41		
6	RINCON Anthony	VS	2001	2:01.78		
7	SWARTWOUT Billy	LIAC	2002	2:02.84		

Heat 3 of 4

Lane	Name	Club Code	Year of Birth	Entry Time	Time	Rank
1	PONE Emils	GWU	1997	2:03.65		
2	STUMP Zach	WAC	♦ 2004	2:02.04		
3	STEELE Jacob	ISC	1999	2:01.07		
4	STEWART Sam	YHF	1997	1:58.97		
5	WATKINS Thomas	UN-OH	2000	1:59.85		
6	MICELI Mateo	ISWM	2002	2:01.49		
7	SOFIANIDIS Nikos	UN-KY	1998	2:02.62		

Heat 4 of 4

Lane	Name	Club Code	Year of Birth	Entry Time	Time	Rank
1	WHYTE Mitchell	UN-KY	2000	2:03.03		
2	WEVER Jack	UN-KY	1999	2:02.00		
3	GLIESE Alex	WOLF	1997	2:00.69		
4	DAVIS Wyatt	CSC	2001	1:58.18		
5	GRANT Will	VS	2001	1:59.52		
6	SONG Andy Xianyang	CAL	1998	2:01.34		
7	FERS ERZEN Anze	DASH	1999	2:02.34		
8	ALARCON Greyson	UN-KY	2000	2:04.17		

Legend:

AR	American Record	CR	Championship Record	OT	Trials Cut	WJ	World Junior Record
WR	World Record	♦	Junior swimmer				

Official Timekeeping by Omega



2021 TYR Pro Swim Series

Indianapolis

May 12 - 15

Event 15

14 MAY 2021 - 9:58 AM

Women's 400m Individual Medley

Heats

Start List

Event Number 15

	Record	Splits			Name	NAT Code	Location	Date
WR	4:26.36	1:00.91	2:08.39	3:24.50	HOSSZU Katinka	HUN	Rio de Janeiro (BRA)	6 AUG 2016
AR	4:31.12	1:03.69	2:13.33	3:28.65	HOFF Katie	USA	Omaha, NE (USA)	29 JUN 2008
CR	4:31.07	1:01.99	2:10.88	3:29.25	HOSSZU Katinka	HUN	Santa Clara (USA)	19 JUN 2015
WJ	4:38.53				VAZQUEZ Alba	HUN	Budapest (HUN)	19 AUG 2020
OT	4:51.79				BEST TIME		omaha (USA)	

Heat 1 of 3

Lane	Name	Club Code	Year of Birth	Entry Time	Time	Rank
2	FREED Anna	ISC	2002	4:53.08		
3	HAY Abby	UN-KY	2001	4:51.32		
4	McMAHON Kensey	BAMA	1999	4:50.08		
5	McCORMICK Paige	UN-KY	2002	4:50.61		
6	ACKERMAN Kathryn	CW	2002	4:52.14		
7	DONAN Claire	CW	2001	4:58.86		

Heat 2 of 3

Lane	Name	Club Code	Year of Birth	Entry Time	Time	Rank
1	SIMS Kaitlynn	CW	2000	4:48.78		
2	HAYES Leah	TIDEIL	♦ 2005	4:46.48		
3	GALAT Bethany	AGS	1995	4:43.28		
4	McHUGH Ally	WA	1997	4:38.09		
5	BARKSDALE Emma	GAME	1997	4:40.93		
6	SUMIDA Duda	UN-KY	2001	4:45.49		
7	NELSON Ella	UN-VA	2001	4:48.11		
8	TRACE Katie	UN-OH	1999	4:50.05		

Heat 3 of 3

Lane	Name	Club Code	Year of Birth	Entry Time	Time	Rank
1	DELESKE Nora	SUN	1999	4:48.41		
2	TADDER Samantha	TIDEVA	2003	4:45.71		
3	LOOZE Mackenzie	ISC	2000	4:42.22		
4	FLICKINGER Hali	SUN	1994	4:37.55		
5	SMITH Leah	UN-AZ	1995	4:40.38		
6	DENIGAN Mariah	LAK	2003	4:43.41		
7	HOOK Charlotte	TAC-NC	♦ 2004	4:47.72		
8	GONZALEZ-HERMOSILLO Monika	AGS	1995	4:49.60		

Legend:

AR American Record **CR** Championship Record **OT** Trials Cut **WJ** World Junior Record
WR World Record ♦ Junior swimmer

Official Timekeeping by Omega





2021 TYR Pro Swim Series

Indianapolis

May 12 - 15

Event 16

14 MAY 2021 - 10:15 AM

Men's 400m Individual Medley

Heats

Start List

Event Number 16

	Record	Splits			Name	NAT Code	Location	Date
WR	4:03.84	54.92	1:56.49	3:07.05	PHELPS Michael	USA	Beijing (CHN)	10 AUG 2008
AR	4:03.84	54.92	1:56.49	3:07.05	PHELPS Michael	USA	Beijing (CHN)	10 AUG 2008
CR	4:08.92				KALISZ Chase	USA	Atlanta (USA)	1 JAN 2018
WJ	4:11.50				BORODIN Ilia	RUS	Kazan (RUS)	29 OCT 2020
OT	4:25.99				BEST TIME		omaha (USA)	

Heat 1 of 2

Lane	Name	Club Code	Year of Birth	Entry Time	Time	Rank
1	DEWITT Tristan	ISC	2001	4:39.10		
2	VARGAS JACOBO Ricardo	CW	1997	4:30.36		
3	ROBERTS Will	CW	1999	4:22.19		
4	ARROYO Jarod	UN-AZ	2001	4:16.67		
5	KHOSLA Raunak	FMC	2000	4:19.12		
6	RUVALCABA CRUZ Hector	AGS	1997	4:23.88		
7	DUBOIS Jack	UMIZ	1999	4:37.82		

Heat 2 of 2

Lane	Name	Club Code	Year of Birth	Entry Time	Time	Rank
1	SEIDEL Max	TAC-NC	2001	4:38.17		
2	LEBED Alexander	UN-VA	1996	4:26.83		
3	McDADE Ben	ISC	1999	4:21.04		
4	SWANSON Charlie	CW	1998	4:11.46		
5	STEWART Sam	YHF	1997	4:16.74		
6	AMAN Caleb	UN-WI	2000	4:22.94		
7	FROASS Ansel	UN-MI	2001	4:32.99		

Legend:

AR American Record **CR** Championship Record **OT** Trials Cut **WJ** World Junior Record
WR World Record

Official Timekeeping by Omega





2021 TYR Pro Swim Series

Indianapolis

May 12 - 15

Event 17

14 MAY 2021 - 10:26 AM

Women's 100m Butterfly

Heats

Start List

Event Number 17

	Record	Split	Name	NAT Code	Location	Date
WR	55.48	26.01	SJOESTROEM Sarah	SWE	Rio de Janeiro (BRA)	7 AUG 2016
AR	55.98	26.39	VOLLMER Dana	USA	London (GBR)	29 JUL 2012
CR	56.38		SJOSTROM Sarah	SWE	Austin (USA)	1 JAN 2016
WJ	56.46	26.37	OLEKSIK Penny	USA	Rio de Janeiro (BRA)	7 AUG 2016
OT	1:00.69		BEST TIME		omaha (USA)	

Heat 1 of 5

Lane	Name	Club Code	Year of Birth	Entry Time	Time	Rank
1	KEATING Anna	UVA	2002	1:04.95		
2	JOHNSON Lauryn	UCLA	2001	1:02.61		
3	TURAK Ashley	ISC	2000	1:01.52		
4	STONE McKenna	FMC	2003	1:01.24		
5	DELGADO Anicka	UN-CA	2002	1:01.27		
6	JOHNSON Faith	RA	◆ 2004	1:02.55		
7	WENTZEL Jordyn	AQJT	2000	1:02.83		
8	JONES Kayla	UMIZ	1999	1:08.64		

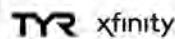
Heat 2 of 5

Lane	Name	Club Code	Year of Birth	Entry Time	Time	Rank
1	REGENAUER Christiana	UN-KY	2001	1:00.84		
2	WELCH Ella	CARD	◆ 2004	1:00.71		
3	RUSSO Catherine	UN-OH	2002	1:00.61		
4	LOONEY Lindsay	SUN	2001	1:00.52		
5	ZENICK Kitkat	UN-OH	2001	1:00.53		
6	LARA Krystal	PRVT	1998	1:00.67		
7	DEBEVER McKenna	TNAQ	1996	1:00.81		
8	NOVELLINE Carly	WILD	◆ 2004	1:01.07		

Heat 3 of 5

Lane	Name	Club Code	Year of Birth	Entry Time	Time	Rank
1	TILTMANN Reilly	UVA	2003	1:00.30		
2	HARTER Abby	UVA	2002	59.62		
3	MACK Linnea	TE	1995	58.87		
4	DOUGLASS Kate	UVA	2001	57.43		
5	NELSON Beata	WA	1998	58.75		
6	GINGRICH Leah	HURR	1990	59.30		
7	ULETT Tristen	UN-KY	2002	59.92		
8	BARON Sam	UCLA	2002	1:00.52		

Official Timekeeping by Omega





2021 TYR Pro Swim Series

Indianapolis

May 12 - 15

Event 17

14 MAY 2021 - 10:26 AM

Women's 100m Butterfly

Heats

Start List

Event Number 17

Heat 4 of 5

Lane	Name	Club Code	Year of Birth	Entry Time	Time	Rank
1	HOWLEY Tess	LIAC	♦ 2005	1:00.09		
2	CARTER Olivia	CW	2000	59.54		
3	BROWN Erika	TNAQ	1998	58.79		
4	SMITH Regan	RIPT	2002	57.34		
5	COMERFORD Mallory	CARD	1997	58.48		
6	KRAUS Alena	UN-KY	1999	59.19		
7	QUAH Jing	TAMU	2000	59.73		
8	GLASS Megan	CW	2001	1:00.42		

Heat 5 of 5

Lane	Name	Club Code	Year of Birth	Entry Time	Time	Rank
1	ALBIERO Gabi	UN-KY	2002	1:00.01		
2	NERO Bailey	NCAC	1997	59.33		
3	PASH Kelly	CSC	2001	58.75		
4	DAHLIA Kelsi	CARD	1994	57.06		
5	OSMAN Farida	UN-VA	1995	57.84		
6	HART Maddie	BSC	1998	59.09		
7	WADDELL Tevyn	UN-MN	1998	59.69		
8	GMELICH Caroline	UVA	1999	1:00.34		

Legend:

AR American Record CR Championship Record OT Trials Cut WJ World Junior Record
 WR World Record ♦ Junior swimmer

Official Timekeeping by Omega





2021 TYR Pro Swim Series

Indianapolis

May 12 - 15

Event 18

14 MAY 2021 - 10:36 AM

Men's 100m Butterfly

Heats

Start List

Event Number 18

	Record	Split	Name	NAT Code	Location	Date
WR	49.50	22.83	DRESSEL Caeleb	USA	Gwangju (KOR)	26 JUL 2019
AR	49.50	22.83	DRESSEL Caeleb	USA	Gwangju (KOR)	26 JUL 2019
CR	50.92		DRESSEL Caeleb	USA	Des Moines (USA)	6 MAR 2020
WJ	50.62	23.85	MILAK Kristof	HUN	Budapest (HUN)	29 JUL 2017
OT	54.19		BEST TIME		omaha (USA)	

Heat 1 of 6

Lane	Name	Club Code	Year of Birth	Entry Time	Time	Rank
1	FRANZMAN Jack	ISC	1999	1:00.16		
2	BARR Luke	ISWM	◆ 2003	55.65		
3	ORBE Gabriel	UN-KY	2002	55.21		
4	SANTANA Brendan	IA	1999	55.10		
5	MICELI Mateo	ISWM	2002	55.11		
6	FENLON Matthew	BAD	2002	55.32		
7	LAMB August	UVA	2000	56.25		

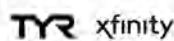
Heat 2 of 6

Lane	Name	Club Code	Year of Birth	Entry Time	Time	Rank
1	BECKER Bowe	SAND	1997	54.57		
2	CHADWICK Michael	NCAC	1995	54.33		
3	WHYTE Mitchell	UN-KY	2000	54.19		
4	GONZALEZ MEDINA Mateo	AGS	1996	54.07		
5	MARTINEZ Angel	AGS	1997	54.10		
6	MODGLIN Will	ZSC	◆ 2004	54.27		
7	IGA Jorge	UN-AZ	1997	54.42		
8	HAMBLIN Brandon	ISC	1999	54.80		

Heat 3 of 6

Lane	Name	Club Code	Year of Birth	Entry Time	Time	Rank
1	SMITH Holden	RPC-KY	◆ 2003	54.01		
2	SEQUEIRA Aaron	CM	2001	53.95		
3	LOWE Dalton	UN-KY	2002	53.93		
4	KHOSLA Raunak	FMC	2000	53.83		
5	KHNYKIN Oleksii	SPA	1999	53.89		
6	DILLMANN Alex	FMC	1997	53.94		
7	KHALAFALLA Ali	MVN	1996	54.00		
8	ALEXANDER Nick	TRI	1998	54.03		

Official Timekeeping by Omega





2021 TYR Pro Swim Series

Indianapolis

May 12 - 15

Event 18

14 MAY 2021 - 10:36 AM

Men's 100m Butterfly

Heats

Start List

Event Number 18

Heat 4 of 6

Lane	Name	Club Code	Year of Birth	Entry Time	Time	Rank
1	COLSON Alexander	SUN	2001	53.46		
2	RAMADAN Youssef	UN-VA	2002	52.99		
3	KOVAC Danny	UMIZ	2000	52.22		
4	SCHOOLING Joe	UN-VA	1995	51.84		
5	HARTING Zach	CARD	1997	52.02		
6	WRIGHT Justin	NCAC	1996	52.51		
7	MATHIAS Van	ISC	2000	53.10		
8	MUHAMMAD Kamal	UN-CA	♦ 2003	53.71		

Heat 5 of 6

Lane	Name	Club Code	Year of Birth	Entry Time	Time	Rank
1	BURNS Brendan	ISC	2001	53.42		
2	AYAR Kaan	DM	1995	52.82		
3	JOSA Matthew	UN-NC	1995	52.22		
4	ANDREW Michael	RPC-SI	1999	51.33		
5	SMACHLO Miles	CW	1998	51.93		
6	BYBEE Cody	SUN	1999	52.41		
7	FARRIS Dean	VS	1997	53.07		
8	GAMBARDELLA Corey	ISC	1998	53.69		

Heat 6 of 6

Lane	Name	Club Code	Year of Birth	Entry Time	Time	Rank
1	LILE Nathan	GAME	1994	53.37		
2	CARTER Dylan	TE	1996	52.64		
3	HELD Ryan	NYAC	1995	52.15		
4	CONGER Jack	UN-VA	1994	51.21		
5	QUAH Zheng	CAL	1996	51.87		
6	ALBIERO Nicolas	UN-KY	1999	52.38		
7	CARLSON Evan	SUN	1999	53.01		
8	ROBROCK Kyle	TOPS	1993	53.55		

Legend:

AR American Record CR Championship Record OT Trials Cut WJ World Junior Record
 WR World Record ♦ Junior swimmer

Official Timekeeping by Omega





2021 TYR Pro Swim Series

Indianapolis

May 12 - 15

Event 311 14 MAY 2021 - 10:47 AM

Women's 200m Freestyle

Results

Event Number 11

	Record	Splits			Name	NAT Code	Location	Date
WR	1:52.98	27.34	55.60	1:24.38	PELLEGRINI Federica	ITA	Rome (ITA)	29 JUL 2009
AR	1:53.61	27.18	55.38	1:24.35	SCHMITT Allison	USA	London (GBR)	31 JUL 2012
CR	1:54.40				LEDECKY Katie	USA	Mission Viejo (USA)	9 APR 2021
WJ	1:55.43				YANG Junxuan	CHN	Beijing (USA)	24 JUL 2019
OT	2:01.69				BEST TIME		omaha (USA)	

Rank	Lane	Name	Club Code	R.T.	50m	100m	150m	Time	Time Behind
1	4	DONOHUE Madelyn	UVA	0.72	(2) 29.31	(2) 1:00.85 31.54	(2) 1:32.31 31.46	2:03.25 30.94	
2	5	DUNN Diana	UN-KY	0.74	(1) 28.81	(1) 59.61 30.80	(1) 1:31.23 31.62	2:03.31 32.08	0.06

Legend:

AR American Record **CR** Championship Record **OT** Trials Cut **R.T.** Reaction Time
WJ World Junior Record **WR** World Record

Official Timekeeping by Omega





2021 TYR Pro Swim Series

Indianapolis

May 12 - 15

Event 11

14 MAY 2021 - 9:00 AM

Women's 200m Freestyle

Heats

Results Summary

Event Number 11

	Record	Splits			Name	NAT Code	Location	Date
WR	1:52.98	27.34	55.60	1:24.38	PELLEGRINI Federica	ITA	Rome (ITA)	29 JUL 2009
AR	1:53.61	27.18	55.38	1:24.35	SCHMITT Allison	USA	London (GBR)	31 JUL 2012
CR	1:54.40				LEDECKY Katie	USA	Mission Viejo (USA)	9 APR 2021
WJ	1:55.43				YANG Junxuan	CHN	Beijing (USA)	24 JUL 2019
OT	2:01.69				BEST TIME		omaha (USA)	

Rank	Heat	Lane	Name	Club Code	Year of Birth	R.T.	50m	100m	150m	Time	Time Behind
1	5	5	MADDEN Paige	UVA	1998	0.66	28.00	57.85	1:27.83	1:57.83	A
2	4	4	SMITH Leah	UN-AZ	1995	0.73	27.80	57.54	1:28.09	1:58.17	0.34 A
3	5	4	SCHMITT Allison	SUN	1990	0.72	28.68	58.32	1:28.64	1:58.52	0.69 A
4	3	3	NORDIN Emma	SUN	1999	0.66	28.04	57.78	1:28.48	1:58.86	1.03 A
5	3	6	LANING Erica	SUN	1999	0.75	28.71	58.60	1:29.13	1:59.85	2.02 A
6	3	4	DELOOF Gabby	CW	1996	0.69	28.36	58.96	1:29.41	2:00.32	2.49 A
7	4	6	PASH Kelly	UN-IN	2001	0.69	28.66	59.75	1:30.50	2:00.54	2.71 A
8	3	7	STEPANEK Chloe	TAMU	2002	0.69	28.59	59.05	1:29.82	2:00.68	2.85 A
9	5	7	WILSON Kayla	TIDEVA	◆ 2004	0.67	28.23	58.86	1:30.10	2:01.13	3.30 B
10	4	2	GASTALDELLO Beryl	AGS	1995	0.49	27.76	58.55	1:30.00	2:01.18	3.35 B
11	5	6	DELOOF Catie	CA-Y	1997	0.67	28.65	59.58	1:30.43	2:01.30	3.47 B
12	4	5	BROWN Erika	TNAQ	1998	0.70	28.37	59.07	1:30.64	2:01.66	3.83 B
13	5	3	MEITZ Kaersten	BA	1995	0.74	28.96	59.65	1:30.68	2:01.77	3.94 B
14	3	2	GORMSEN Cavan	LIAC	◆ 2005	0.54	28.73	59.63	1:30.96	2:02.16	4.33 B
15	4	8	SCHMIDT Sierra	UN-AZ	1998	0.78	28.68	59.69	1:31.34	2:02.30	4.47 B
16	4	3	EVANS Joanna	TXLA	1997	0.71	28.37	58.90	1:30.66	2:02.43	4.60 B
17	2	6	HETRICK Paige	UN-KY	2002	0.69	28.56	59.61	1:31.35	2:02.53	4.70 R
18	2	5	STONEBURG Blair	TCA	◆ 2004	0.65	28.60	59.54	1:31.17	2:02.62	4.79 R
=19	2	2	DONOHUE Madelyn	UVA	2001	0.53	29.11	1:00.10	1:31.66	2:02.77	4.94
=19	2	3	DUNN Diana	UN-KY	2000	0.70	28.88	59.48	1:30.79	2:02.77	4.94
21	3	5	COMERFORD Mallory	CARD	1997	0.68	28.49	59.52	1:31.37	2:03.38	5.55
22	3	1	HOWLEY Tess	LIAC	◆ 2005	0.70	28.86	1:00.17	1:32.16	2:03.70	5.87
23	1	5	McMAHON Kensey	BAMA	1999	0.73	28.95	59.95	1:32.30	2:03.77	5.94

Official Timekeeping by Omega





2021 TYR Pro Swim Series

Indianapolis

May 12 - 15

Event 11

14 MAY 2021 - 9:00 AM

Women's 200m Freestyle

Heats

Results Summary

Event Number 11

Rank	Heat	Lane	Name	Club Code	Year of Birth	R.T.	50m	100m	150m	Time	Time Behind
=24	1	2	PEPLOWSKI Noelle	ISC	2000	0.70	28.65	59.81 31.16	1:31.87 32.06	2:04.10 32.23	6.27
=24	2	1	CRUSH Annabel	LAK	2002	0.77	29.03	1:00.24 31.21	1:32.45 32.21	2:04.10 31.65	6.27
26	5	8	PORTER Samantha	UMIZ	1999	0.72	29.07	59.97 30.90	1:31.79 31.82	2:04.14 32.35	6.31
27	4	7	KRAUS Alena	UN-KY	1999	0.74	28.49	59.74 31.25	1:31.95 32.21	2:04.16 32.21	6.33
28	5	1	LOONEY Lindsay	SUN	2001	0.70	29.20	1:00.30 31.10	1:32.27 31.97	2:04.19 31.92	6.36
29	5	2	STEGE Rachel	FMC	2003	0.62	29.18	1:00.54 31.36	1:32.80 32.26	2:04.57 31.77	6.74
30	4	1	NERO Bailey	NCAC	1997	0.71	29.53	1:00.79 31.26	1:32.96 32.17	2:05.47 32.51	7.64
31	2	4	GLASS Megan	CW	2001	0.70	29.14	1:00.53 31.39	1:33.26 32.73	2:06.53 33.27	8.70
32	2	7	PAEGLE Kristina	ISC	◆ 2004	0.71	29.53	1:01.90 32.37	1:34.47 32.57	2:07.21 32.74	9.38
33	3	8	SUMIDA Duda	UN-KY	2001	0.71	29.51	1:01.18 31.67	1:34.07 32.89	2:07.24 33.17	9.41
34	2	8	MACIAS ALBA Ayumi	UN-AZ	1997	0.76	29.91	1:01.92 32.01	1:34.87 32.95	2:07.90 33.03	10.07
35	1	1	THOMAS Lucy	EBSC	◆ 2005	0.70	28.64	1:00.35 31.71	1:34.16 33.81	2:07.92 33.76	10.09
36	1	7	ANDREWS Ellie	WAC	2002	0.66	30.01	1:02.00 31.99	1:35.38 33.38	2:09.50 34.12	11.67
37	1	6	WILLIAMS Liberty	UN-KY	2001	0.65	30.08	1:03.15 33.07	1:38.66 35.51	2:12.87 34.21	15.04
	1	3	HALL Madie	RIPT	2003					DNS	
	1	4	SIMS Kaitlynn	CW	2000					DNS	

Legend:							
A	Qualified for final A	AR	American Record	B	Qualified for final B	CR	Championship Record
DNS	Did Not Start	OT	Trials Cut	R	Reserve swimmer	R.T.	Reaction Time
WJ	World Junior Record	WR	World Record	◆	Junior swimmer		

Official Timekeeping by Omega





2021 TYR Pro Swim Series

Indianapolis

May 12 - 15

Event 12

14 MAY 2021 - 9:16 AM

Men's 200m Freestyle

Heats

Results Summary

Event Number 12

	Record	Splits			Name	NAT Code	Location	Date
WR	1:42.00	24.23	50.12	1:16.30	BIEDERMANN Paul	GER	Rome (ITA)	28 JUL 2009
AR	1:42.96	24.31	50.29	1:16.84	PHELPS Michael	USA	Beijing (CHN)	12 AUG 2008
CR	1:44.82				YANG Sun	JPN	Santa Clara (USA)	1 JAN 2016
WJ	1:45.92				HWANG Sunwoo	KOR	Gimcheon (KOR)	19 NOV 2020
OT	1:50.79				BEST TIME		omaha (USA)	

Rank	Heat	Lane	Name	Club Code	Year of Birth	R.T.	50m	100m	150m	Time	Time Behind
1	4	4	IGA Jorge	UN-AZ	1997	0.68	25.31	52.45	1:20.21	1:48.01	A
2	6	5	CALLAN Patrick	CW	1999	0.65	25.77	53.80	1:21.59	1:48.93	0.92 A
3	6	4	PIERONI Blake	SAND	1995	0.64	26.15	54.70	1:22.46	1:48.94	0.93 A
4	4	3	HOUSE Grant	SUN	1998	0.64	25.51	53.22	1:21.55	1:49.06	1.05 A
5	6	6	EL KAMASH Marwan	ISC	1994	0.70	25.98	54.00	1:22.21	1:49.20	1.19 A
6	6	3	GROTHER Zane	BCH	1992	0.71	26.08	53.95	1:22.52	1:49.94	1.93 A
7	2	8	BRATANOV Koko	TAMU	2000	0.65	25.52	53.43	1:21.40	1:50.23	2.22 A
8	6	1	RUTTER Jonathan	UN-VA	1996	0.66	26.00	54.22	1:22.51	1:50.36	2.35 A
9	5	5	HILL Julian	SUN	2000	0.61	25.84	53.74	1:22.08	1:50.42	2.41 B
10	5	6	MITCHELL Jake	CSC	2001	0.71	26.08	54.31	1:22.56	1:50.45	2.44 B
11	5	7	BRESETTE Liam	SUN	1999	0.65	25.74	53.87	1:22.15	1:50.47	2.46 B
12	3	3	MESTRE Alfonso	UN-FL	2001	0.69	25.47	53.23	1:22.07	1:50.64	2.63 B
13	5	1	SZABO Norbert	UN-FG	1996	0.63	25.76	53.94	1:22.33	1:50.77	2.76 B
14	4	8	DEVINE Abrahm	TE	1996	0.71	26.43	54.54	1:22.59	1:50.88	2.87 B
15	4	5	D'ARRIGO Mitch	GSC-FL	1995	0.67	25.96	53.66	1:22.31	1:51.00	2.99 B
16	4	2	HELD Ryan	NYAC	1995	0.64	24.99	52.13	1:20.57	1:51.04	3.03 B
17	3	6	PINFOLD Brett	SHAC	1995	0.72	25.77	53.93	1:22.96	1:51.38	3.37 R
18	6	7	GRAY Andrew	SUN	2001	0.75	26.14	54.62	1:23.09	1:51.86	3.85 R
19	5	8	WIESER Chris	DART	1995	0.62	25.99	54.30	1:23.36	1:51.95	3.94
20	3	8	FREEMAN James	UN-MN	2001	0.71	26.27	54.18	1:23.40	1:52.45	4.44
21	2	6	GAMBARDELLA Corey	ISC	1998	0.76	26.13	55.11	1:24.25	1:52.60	4.59
22	4	1	AL-YAMANI Mokhtar	CW	1997	0.63	25.72	54.01	1:23.43	1:52.72	4.71
=23	3	1	CURLEY Hayden	UN-KY	1999	0.67	26.70	55.15	1:24.12	1:52.83	4.82

Official Timekeeping by Omega





2021 TYR Pro Swim Series

Indianapolis

May 12 - 15

Event 12

14 MAY 2021 - 9:16 AM

Men's 200m Freestyle

Heats

Results Summary

Event Number 12

Rank	Heat	Lane	Name	Club Code	Year of Birth	R.T.	50m	100m	150m	Time	Time Behind
=23	5	4	APPLE Zach	MVN	1997	0.66	26.02	54.48	1:23.20	1:52.83	4.82
								28.46	28.72	29.63	
25	4	6	DAHLGREN Jack	UMIZ	2000	0.66	25.95	54.38	1:23.42	1:52.85	4.84
								28.43	29.04	29.43	
26	2	2	SIBIRTSEV Iliia	UN-KY	2001	0.51	26.39	54.92	1:24.16	1:53.15	5.14
								28.53	29.24	28.99	
27	3	2	SMITH T C	UN-KY	1999	0.57	26.67	55.18	1:24.65	1:53.42	5.41
								28.51	29.47	28.77	
28	3	7	WILLIAMS Jude	UN-WI	2001	0.76	26.17	54.45	1:23.89	1:53.47	5.46
								28.28	29.44	29.58	
29	5	2	PAULSON Colton	UN-KY	2000	0.67	26.11	54.60	1:23.86	1:53.87	5.86
								28.49	29.26	30.01	
30	1	5	BROWNSTEAD Matt	UVA	2002	0.65	25.39	53.93	1:23.95	1:54.02	6.01
								28.54	30.02	30.07	
31	2	3	BOYLE Connor	FMC	2002	0.68	24.51	53.73	1:23.92	1:54.19	6.18
								29.22	30.19	30.27	
32	4	7	FENLON Matthew	BAD	2002	0.66	26.35	55.17	1:24.36	1:54.28	6.27
								28.82	29.19	29.92	
33	3	5	COPE Tommy	CW	1997	0.65	26.68	55.54	1:24.57	1:54.44	6.43
								28.86	29.03	29.87	
34	1	3	ALEXANDER Nick	TRI	1998	0.63	26.21	54.85	1:24.65	1:54.73	6.72
								28.64	29.80	30.08	
35	2	4	EASTMAN Michael	UN-KY	2000	0.64	22.85	1:10.60	1:52.79	2:30.15	42.14
								47.75	42.19	37.36	
	1	4	COOK Jon	ALTO	2000					DNS	
	2	1	DANNHAUSER Josh	UN-WI	1998					DNS	
	2	5	KATZ Arik	VS	2001					DNS	
	3	4	RICHARDSON Steven	UN-GU	1995					DNS	
	5	3	QUAH Zheng	CAL	1996					DNS	
	6	2	CONGER Jack	UN-VA	1994					DNS	
	6	8	ANDREW Michael	RPC-SI	1999					DNS	
	2	7	GERMONPREZ Nate	ISWM	♦ 2004					DSQ	

Legend:					
A	Qualified for final A	AR	American Record	B	Qualified for final B
CR	Championship Record	DNS	Did Not Start	DSQ	Disqualified
OT	Trials Cut	R	Reserve	R.T.	Reaction Time
WJ	World Junior Record	WR	World Record	♦	Junior swimmer

Official Timekeeping by Omega





2021 TYR Pro Swim Series

Indianapolis

May 12 - 15

Event 13

14 MAY 2021 - 9:33 AM

Women's 200m Backstroke

Heats

Results Summary

Event Number 13

	Record	Splits	Name	NAT Code	Location	Date
WR	2:03.35	29.06 1:00.37 1:31.84	SMITH Regan	USA	Gwangju (KOR)	26 JUL 2019
AR	2:03.35	29.06 1:00.37 1:31.84	SMITH Regan	USA	Gwangju (KOR)	26 JUL 2019
CR	2:05.94	29.66 1:00.97 1:33.12	SMITH Regan	USA	Knoxville, TN (USA)	19 JAN 2020
WJ	2:03.35	29.06 1:00.37 1:31.84	SMITH Regan	USA	Gwangju (KOR)	26 JUL 2019
OT	2:14.69		BEST TIME		omaha (USA)	

Rank	Heat	Lane	Name	Club Code	Year of Birth	R.T.	50m	100m	150m	Time	Time Behind
1	1	4	BACON Phoebe	UN-WI	2002	0.59	29.78	1:02.13 32.35	1:35.27 33.14	2:08.34	A
2	3	4	SMITH Regan	RIPT	2002	0.57	30.04	1:02.64 32.60	1:35.74 33.10	2:08.74	0.40 A
3	2	4	WALSH Alex	UN-VA	2001	0.69	31.28	1:04.38 33.10	1:38.13 33.75	2:12.03	3.69 A
4	2	3	VENTER Mariella	CW	2000	0.68	31.11	1:04.85 33.74	1:39.11 34.26	2:13.17	4.83 A
5	2	5	WADDELL Tevyn	UN-MN	1998	0.61	31.35	1:05.41 34.06	1:39.83 34.42	2:13.57	5.23 A
6	1	5	BILQUIST Amy	SAC	1997	0.60	30.90	1:04.37 33.47	1:39.09 34.72	2:14.21	5.87 A
7	2	2	McCOY Taylor	COUG	1999	0.60	31.78	1:05.71 33.93	1:40.41 34.70	2:14.32	5.98 A
8	3	3	NELSON Beata	WA	1998	0.64	31.38	1:05.55 34.17	1:40.25 34.70	2:14.93	6.59 A
9	3	7	DENIGAN Mariah	LAK	2003	0.65	32.32	1:06.37 34.05	1:40.97 34.60	2:15.62	7.28 B
10	3	5	GALYER Ali	CARD	1998	0.65	31.63	1:05.25 33.62	1:40.15 34.90	2:15.67	7.33 B
11	3	1	FREED Anna	ISC	2002	0.66	32.25	1:06.25 34.00	1:41.39 35.14	2:15.82	7.48 B
12	1	3	MURDOCK Justine	BBA	2003	0.62	32.32	1:06.66 34.34	1:41.23 34.57	2:15.86	7.52 B
13	2	6	WANEZEK Maggie	EBSC	◆ 2005	0.58	31.48	1:05.58 34.10	1:40.75 35.17	2:16.07	7.73 B
14	2	8	TILTMANN Reilly	UVA	2003	0.63	32.36	1:07.21 34.85	1:42.31 35.10	2:16.15	7.81 B
15	1	6	HETRICK Paige	UN-KY	2002	0.62	31.32	1:05.99 34.67	1:41.53 35.54	2:16.30	7.96 B
16	3	2	TUINMAN Sophia	CW	2002	0.64	31.79	1:06.05 34.26	1:41.62 35.57	2:17.18	8.84 B
17	3	6	LARA Krystal	PRVT	1998	0.49	31.84	1:06.07 34.23	1:41.26 35.19	2:17.19	8.85 R
18	2	1	SCHOBEL Marie	UN-NJ	2000	0.57	32.92	1:07.33 34.41	1:42.99 35.66	2:18.58	10.24 R
19	2	7	THOMPSON Sarah	UMIZ	1998	0.60	31.32	1:05.76 34.44	1:42.13 36.37	2:19.49	11.15
20	1	8	JOHNSON Faith	RA	◆ 2004	0.62	31.60	1:06.40 34.80	1:42.96 36.56	2:20.12	11.78
21	1	1	HART Maddie	BSC	1998	0.61	33.00	1:08.06 35.06	1:44.64 36.58	2:21.17	12.83
22	1	7	CHUNG Casey	CW	2001	0.65	32.72	1:07.81 35.09	1:44.83 37.02	2:21.76	13.42
	1	2	McCORMICK Paige	UN-KY	2002					DNS	

Official Timekeeping by Omega





2021 TYR Pro Swim Series

Indianapolis

May 12 - 15

Event 13

14 MAY 2021 - 9:33 AM

Women's 200m Backstroke

Heats

Results Summary

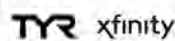
Event Number 13

Rank	Heat	Lane	Name	Club Code	Year of Birth	R.T.	50m	100m	150m	Time	Time Behind
------	------	------	------	-----------	---------------	------	-----	------	------	------	-------------

Legend:

A	Qualified for final A	AR	American Record	B	Qualified for final B	CR	Championship Record
DNS	Did Not Start	OT	Trials Cut	R	Reserve	R.T.	Reaction Time
WJ	World Junior Record	WR	World Record	♦	Junior swimmer		

Official Timekeeping by Omega





2021 TYR Pro Swim Series

Indianapolis

May 12 - 15

Event 14

14 MAY 2021 - 9:44 AM

Men's 200m Backstroke

Heats

Results Summary

Event Number 14

	Record	Splits			Name	NAT Code	Location	Date
WR	1:51.92	26.52	54.90	1:23.30	PEIRSOL Aaron	USA	Rome (ITA)	31 JUL 2009
AR	1:51.92	26.52	54.90	1:23.30	PEIRSOL Aaron	USA	Rome (ITA)	31 JUL 2009
CR	1:55.04				XU Jiayu	CHN	Indianapolis (USA)	1 JAN 2017
WJ	1:55.14	26.99	56.14	1:25.97	KOLESNIKOV Kliment	RUS	Budapest (HUN)	28 JUL 2017
OT	2:02.99				BEST TIME		omaha (USA)	

Rank	Heat	Lane	Name	Club Code	Year of Birth	R.T.	50m	100m	150m	Time	Time Behind
1	4	5	GRANT Will	VS	2001	0.56	27.77	57.68	1:28.96	1:59.70	A
2	3	5	WATKINS Thomas	UN-OH	2000	0.53	27.89	59.11	1:29.85	1:59.86	0.16 A
3	4	3	GLIESE Alex	WOLF	1997	0.57	28.56	58.94	1:29.50	2:00.04	0.34 A
4	4	6	SONG Andy Xianyang	CAL	1998	0.60	28.23	58.20	1:28.90	2:01.02	1.32 A
5	2	5	DOLAN Jack	SUN	2000	0.60	28.04	58.82	1:30.23	2:02.05	2.35 A
6	4	4	DAVIS Wyatt	CSC	2001	0.58	28.95	59.73	1:30.97	2:02.60	2.90 A
7	2	6	RINCON Anthony	VS	2001	0.51	28.01	58.47	1:30.24	2:02.69	2.99 A
8	4	2	WEVER Jack	UN-KY	1999	0.60	28.73	59.52	1:31.24	2:02.72	3.02 A
9	2	3	SALEEM Ziyad	SSTY	◆ 2003	0.61	28.51	59.37	1:31.21	2:02.99	3.29 B
10	3	1	PONE Emils	GWU	1997	0.50	28.80	1:00.02	1:31.93	2:03.40	3.70 B
11	2	4	GREVERS Matt	UN-AZ	1985	0.63	28.37	59.28	1:31.15	2:03.45	3.75 B
12	4	7	FERS ERZEN Anze	DASH	1999	0.61	28.56	58.96	1:31.13	2:03.53	3.83 B
13	2	2	MODGLIN Will	ZSC	◆ 2004	0.54	29.00	1:00.40	1:32.39	2:03.65	3.95 B
14	1	4	PATTERSON Ryan	GWU	1999	0.63	28.48	59.47	1:31.97	2:03.79	4.09 B
15	3	4	STEWART Sam	YHF	1997	0.60	29.23	1:00.58	1:32.41	2:03.82	4.12 B
16	2	1	CALVILLO Mikey	ISC	2000	0.58	29.32	1:00.33	1:32.56	2:04.23	4.53 B
17	2	7	SWARTWOUT Billy	LIAC	2002	0.63	29.23	1:00.59	1:32.56	2:04.41	4.71 R
18	1	5	KONDALSKI Rj	UN-OH	2000	0.62	28.37	59.31	1:31.75	2:04.43	4.73 R
19	3	6	MICELI Mateo	ISWM	2002	0.58	29.42	1:00.47	1:32.90	2:04.77	5.07
20	3	3	STEELE Jacob	ISC	1999	0.53	28.77	59.87	1:32.45	2:05.68	5.98
21	3	7	SOFIANIDIS Nikos	UN-KY	1998	0.57	28.47	1:00.32	1:33.38	2:06.18	6.48
22	1	3	ORBE Gabriel	UN-KY	2002	0.61	30.74	1:03.12	1:35.74	2:08.48	8.78
23	3	2	STUMP Zach	WAC	◆ 2004	0.61	29.41	1:01.43	1:35.05	2:09.20	9.50

Official Timekeeping by Omega





2021 TYR Pro Swim Series

Indianapolis

May 12 - 15

Event 14

14 MAY 2021 - 9:44 AM

Men's 200m Backstroke

Heats

Results Summary

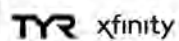
Event Number 14

Rank	Heat	Lane	Name	Club Code	Year of Birth	R.T.	50m	100m	150m	Time	Time Behind
	4	8	ALARCON Greyson	UN-KY	2000					DNS	
	4	1	WHYTE Mitchell	UN-KY	2000					DSQ	

Legend:

A	Qualified for final A	AR	American Record	B	Qualified for final B
CR	Championship Record	DNS	Did Not Start	DSQ	Disqualified
OT	Trials Cut	R	Reserve	R.T.	Reaction Time
WJ	World Junior Record	WR	World Record	♦	Junior swimmer

Official Timekeeping by Omega





2021 TYR Pro Swim Series

Indianapolis

May 12 - 15

Event 15

14 MAY 2021 - 9:58 AM

Women's 400m Individual Medley

Heats

Results Summary

Event Number 15

	Record	Splits			Name	NAT Code	Location	Date
WR	4:26.36	1:00.91	2:08.39	3:24.50	HOSSZU Katinka	HUN	Rio de Janeiro (BRA)	6 AUG 2016
AR	4:31.12	1:03.69	2:13.33	3:28.65	HOFF Katie	USA	Omaha, NE (USA)	29 JUN 2008
CR	4:31.07	1:01.99	2:10.88	3:29.25	HOSSZU Katinka	HUN	Santa Clara (USA)	19 JUN 2015
WJ	4:38.53				VAZQUEZ Alba	HUN	Budapest (HUN)	19 AUG 2020
OT	4:51.79				BEST TIME		omaha (USA)	

Rank	Heat	Lane	Name	Club Code	Year of Birth	R.T.	Time	Time Behind
1	3	4	FLICKINGER Hali	SUN	1994	0.71	4:42.61	A
	50m 29.30	100m 1:02.46	150m 1:40.36	200m 2:16.13	250m 2:57.08	300m 3:37.97	350m 4:11.87	
		33.16	37.90	35.77	40.95	40.89	33.90	30.74
2	3	5	SMITH Leah	UN-AZ	1995	0.72	4:42.93	0.32 A
	50m 29.72	100m 1:04.02	150m 1:40.50	200m 2:16.59	250m 2:58.45	300m 3:41.42	350m 4:12.85	
		34.30	36.48	36.09	41.86	42.97	31.43	30.08
3	3	6	DENIGAN Mariah	LAK	2003	0.70	4:44.83	2.22 A
	50m 30.99	100m 1:05.99	150m 1:41.92	200m 2:16.84	250m 2:58.43	300m 3:40.65	350m 4:12.91	
		35.00	35.93	34.92	41.59	42.22	32.26	31.92
4	2	4	McHUGH Ally	WA	1997	0.79	4:45.33	2.72 A
	50m 31.30	100m 1:06.59	150m 1:43.65	200m 2:19.32	250m 3:00.00	300m 3:40.77	350m 4:14.25	
		35.29	37.06	35.67	40.68	40.77	33.48	31.08
5	1	6	ACKERMAN Kathryn	CW	2002	0.73	4:46.18	3.57 A
	50m 31.05	100m 1:04.56	150m 1:40.62	200m 2:16.13	250m 2:57.32	300m 3:39.91	350m 4:13.51	
		33.51	36.06	35.51	41.19	42.59	33.60	32.67
6	2	5	BARKSDALE Emma	GAME	1997	0.72	4:46.41	3.80 A
	50m 30.57	100m 1:04.93	150m 1:41.89	200m 2:18.44	250m 2:59.59	300m 3:41.58	350m 4:14.64	
		34.36	36.96	36.55	41.15	41.99	33.06	31.77
7	1	3	HAY Abby	UN-KY	2001	0.65	4:48.65	6.04 A
	50m 30.42	100m 1:05.23	150m 1:43.41	200m 2:20.54	250m 3:00.73	300m 3:41.72	350m 4:15.98	
		34.81	38.18	37.13	40.19	40.99	34.26	32.67
8	3	2	TADDER Samantha	TIDEVA	2003	0.56	4:49.46	6.85 A
	50m 30.06	100m 1:04.60	150m 1:43.16	200m 2:20.66	250m 3:01.37	300m 3:42.32	350m 4:16.32	
		34.54	38.56	37.50	40.71	40.95	34.00	33.14
9	2	7	NELSON Ella	UN-VA	2001	0.68	4:49.70	7.09 B
	50m 30.68	100m 1:05.52	150m 1:44.22	200m 2:22.45	250m 3:02.02	300m 3:42.39	350m 4:16.53	
		34.84	38.70	38.23	39.57	40.37	34.14	33.17
10	2	3	GALAT Bethany	AGS	1995	0.63	4:49.86	7.25 B
	50m 29.70	100m 1:03.99	150m 1:43.30	200m 2:21.48	250m 3:01.24	300m 3:41.82	350m 4:16.58	
		34.29	39.31	38.18	39.76	40.58	34.76	33.28
11	3	3	LOOZE Mackenzie	ISC	2000	0.68	4:50.18	7.57 B
	50m 31.60	100m 1:06.71	150m 1:46.47	200m 2:24.95	250m 3:05.47	300m 3:45.37	350m 4:18.58	
		35.11	39.76	38.48	40.52	39.90	33.21	31.60
12	2	2	HAYES Leah	TIDEIL	♦ 2005	0.71	4:53.86	11.25 B
	50m 29.14	100m 1:03.04	150m 1:39.24	200m 2:15.32	250m 2:59.17	300m 3:44.24	350m 4:20.30	
		33.90	36.20	36.08	43.85	45.07	36.06	33.56
13	3	1	DELESKE Nora	SUN	1999	0.68	4:54.65	12.04 B
	50m 30.44	100m 1:04.85	150m 1:44.10	200m 2:21.66	250m 3:03.08	300m 3:44.56	350m 4:19.89	
		34.41	39.25	37.56	41.42	41.48	35.33	34.76
14	2	8	TRACE Katie	UN-OH	1999	0.70	4:54.85	12.24 B
	50m 29.95	100m 1:04.17	150m 1:42.80	200m 2:19.79	250m 3:03.50	300m 3:47.37	350m 4:22.37	
		34.22	38.63	36.99	43.71	43.87	35.00	32.48
15	1	5	McCORMICK Paige	UN-KY	2002	0.69	4:57.10	14.49 B
	50m 32.06	100m 1:09.04	150m 1:46.53	200m 2:23.00	250m 3:06.52	300m 3:50.57	350m 4:24.66	
		36.98	37.49	36.47	43.52	44.05	34.09	32.44
16	1	4	McMAHON Kensey	BAMA	1999	0.76	4:57.56	14.95 B
	50m 30.83	100m 1:06.08	150m 1:46.38	200m 2:25.72	250m 3:08.84	300m 3:52.91	350m 4:25.71	
		35.25	40.30	39.34	43.12	44.07	32.80	31.85

Official Timekeeping by Omega





2021 TYR Pro Swim Series

Indianapolis

May 12 - 15

Event 15

14 MAY 2021 - 9:58 AM

Women's 400m Individual Medley

Heats

Results Summary

Event Number 15

Rank	Heat	Lane	Name	Club Code	Year of Birth	R.T.	Time	Time Behind
17	3	7	HOOK Charlotte	TAC-NC	◆ 2004	0.70	4:58.67	16.06 R
	50m 30.75	100m 1:05.35	150m 1:45.02	200m 2:23.94	250m 3:08.19	300m 3:52.75	350m 4:26.24	
		34.60	39.67	38.92	44.25	44.56	33.49	32.43
18	1	7	DONAN Claire	CW	2001	0.67	5:04.69	22.08 R
	50m 30.83	100m 1:06.72	150m 1:44.16	200m 2:21.37	250m 3:06.79	300m 3:52.48	350m 4:29.07	
		35.89	37.44	37.21	45.42	45.69	36.59	35.62
	1	2	FREED Anna	ISC	2002		DNS	
	2	1	SIMS Kaitlynn	CW	2000		DNS	
	2	6	SUMIDA Duda	UN-KY	2001		DNS	
	3	8	GONZALEZ-HERMOSIL.	AGS	1995		DNS	

Legend:							
A	Qualified for final A	AR	American Record	B	Qualified for final B	CR	Championship Record
DNS	Did Not Start	OT	Trials Cut	R	Reserve	R.T.	Reaction Time
WJ	World Junior Record	WR	World Record	◆	Junior swimmer		

Official Timekeeping by Omega





2021 TYR Pro Swim Series

Indianapolis

May 12 - 15

Event 16

14 MAY 2021 - 10:15 AM

Men's 400m Individual Medley

Heats

Results Summary

Event Number 16

	Record	Splits			Name	NAT Code	Location	Date
WR	4:03.84	54.92	1:56.49	3:07.05	PHELPS Michael	USA	Beijing (CHN)	10 AUG 2008
AR	4:03.84	54.92	1:56.49	3:07.05	PHELPS Michael	USA	Beijing (CHN)	10 AUG 2008
CR	4:08.92				KALISZ Chase	USA	Atlanta (USA)	1 JAN 2018
WJ	4:11.50				BORODIN Iliia	RUS	Kazan (RUS)	29 OCT 2020
OT	4:25.99				BEST TIME		omaha (USA)	

Rank	Heat	Lane	Name	Club Code	Year of Birth	R.T.	Time	Time Behind
1	2	4	SWANSON Charlie	CW	1998	0.68	4:21.95	A
	50m 26.86	100m 57.83	150m 1:32.74	200m 2:06.66	250m 2:42.44	300m 3:19.62	350m 3:51.70	
			30.97	34.91	33.92	37.18	32.08	30.25
2	1	4	ARROYO Jarod	UN-AZ	2001	0.67	4:22.18	0.23 A
	50m 27.30	100m 59.02	150m 1:34.22	200m 2:08.33	250m 2:44.53	300m 3:21.11	350m 3:52.26	
			31.72	35.20	34.11	36.20	36.58	31.15
								29.92
3	1	6	RUVALCABA CRUZ Hector	AGS	1997	0.70	4:23.05	1.10 A
	50m 27.96	100m 59.85	150m 1:34.27	200m 2:07.69	250m 2:44.75	300m 3:22.32	350m 3:53.39	
			31.89	34.42	33.42	37.06	37.57	31.07
								29.66
4	2	6	AMAN Caleb	UN-WI	2000	0.75	4:24.49	2.54 A
	50m 28.20	100m 1:00.37	150m 1:33.96	200m 2:07.08	250m 2:44.46	300m 3:22.38	350m 3:53.93	
			32.17	33.59	33.12	37.38	37.92	31.55
								30.56
5	1	3	ROBERTS Will	CW	1999	0.68	4:25.36	3.41 A
	50m 27.48	100m 58.52	150m 1:33.19	200m 2:07.69	250m 2:45.10	300m 3:24.50	350m 3:55.15	
			31.04	34.67	34.50	37.41	39.40	30.65
								30.21
6	2	3	McDADE Ben	ISC	1999	0.62	4:28.27	6.32 A
	50m 28.52	100m 1:01.41	150m 1:36.96	200m 2:10.68	250m 2:48.71	300m 3:26.79	350m 3:58.26	
			32.89	35.55	33.72	38.03	38.08	31.47
								30.01
7	1	5	KHOSLA Raunak	FMC	2000	0.66	4:29.22	7.27 A
	50m 27.47	100m 59.60	150m 1:34.96	200m 2:10.17	250m 2:47.04	300m 3:25.99	350m 3:58.18	
			32.13	35.36	35.21	36.87	38.95	32.19
								31.04
8	2	7	FROASS Ansel	UN-MI	2001	0.74	4:30.44	8.49 A
	50m 27.70	100m 1:00.24	150m 1:35.97	200m 2:11.34	250m 2:48.83	300m 3:26.73	350m 3:59.39	
			32.54	35.73	35.37	37.49	37.90	32.66
								31.05
9	1	2	VARGAS JACOBO Ricardo	CW	1997	0.63	4:32.09	10.14 B
	50m 27.91	100m 59.09	150m 1:34.28	200m 2:08.22	250m 2:47.61	300m 3:28.33	350m 4:01.11	
			31.18	35.19	33.94	39.39	40.72	32.78
								30.98
10	1	7	DUBOIS Jack	UMIZ	1999	0.69	4:32.47	10.52 B
	50m 27.98	100m 1:00.13	150m 1:35.85	200m 2:10.81	250m 2:49.74	300m 3:29.94	350m 4:01.81	
			32.15	35.72	34.96	38.93	40.20	31.87
								30.66
11	1	1	DEWITT Tristan	ISC	2001	0.65	4:36.61	14.66 B
	50m 28.29	100m 1:01.50	150m 1:37.97	200m 2:13.47	250m 2:51.95	300m 3:31.86	350m 4:05.24	
			33.21	36.47	35.50	38.48	39.91	33.38
								31.37
12	2	2	LEBED Alexander	UN-VA	1996	0.61	4:37.07	15.12 B
	50m 28.15	100m 1:00.47	150m 1:36.70	200m 2:11.78	250m 2:50.71	300m 3:30.47	350m 4:04.04	
			32.32	36.23	35.08	38.93	39.76	33.57
		2	1	SEIDEL Max	TAC-NC	2001		DNS
		2	5	STEWART Sam	YHF	1997		DNS

Legend:	A Qualified for final A	AR American Record	B Qualified for final B	CR Championship Record
DNS Did Not Start	OT Trials Cut	R.T. Reaction Time	WJ World Junior Record	
WR World Record				

Official Timekeeping by Omega





2021 TYR Pro Swim Series

Indianapolis

May 12 - 15

Event 17

14 MAY 2021 - 10:26 AM

Women's 100m Butterfly

Heats

Results Summary

Event Number 17

	Record	Split	Name	NAT Code	Location	Date
WR	55.48	26.01	SJOESTROEM Sarah	SWE	Rio de Janeiro (BRA)	7 AUG 2016
AR	55.98	26.39	VOLLMER Dana	USA	London (GBR)	29 JUL 2012
CR	56.38		SJOSTROM Sarah	SWE	Austin (USA)	1 JAN 2016
WJ	56.46	26.37	OLEKSIK Penny	USA	Rio de Janeiro (BRA)	7 AUG 2016
OT	1:00.69		BEST TIME		omaha (USA)	

Rank	Heat	Lane	Name	Club Code	Year of Birth	R.T.	50m	Time	Time Behind
1	4	4	SMITH Regan	RIPT	2002	0.72	27.20	57.68 30.48	A
2	5	4	DAHLIA Kelsi	CARD	1994	0.63	27.10	58.08 30.98	0.40 A
3	3	4	DOUGLASS Kate	UVA	2001	0.69	27.12	58.13 31.01	0.45 A
4	3	3	MACK Linnea	TE	1995	0.73	27.44	58.92 31.48	1.24 A
5	3	5	NELSON Beata	WA	1998	0.73	27.80	58.95 31.15	1.27 A
6	5	3	PASH Kelly	UN-IN	2001	0.67	28.20	59.18 30.98	1.50 A
7	3	6	GINGRICH Leah	HURR	1990	0.72	29.05	59.42 30.37	1.74 A
8	5	5	OSMAN Farida	UN-VA	1995	0.66	27.26	59.54 32.28	1.86 A
9	5	1	ALBIERO Gabi	UN-KY	2002	0.64	28.12	59.84 31.72	2.16 B
10	4	6	KRAUS Alena	UN-KY	1999	0.72	27.99	1:00.14 32.15	2.46 B
11	2	7	DEBEVER McKenna	TNAQ	1996	0.69	28.33	1:00.16 31.83	2.48 B
12	3	7	ULETT Tristen	UN-KY	2002	0.74	28.10	1:00.18 32.08	2.50 B
13	4	2	CARTER Olivia	CW	2000	0.59	28.62	1:00.20 31.58	2.52 B
14	4	3	BROWN Erika	TNAQ	1998	0.66	28.26	1:00.32 32.06	2.64 B
15	4	1	HOWLEY Tess	LIAC	◆ 2005	0.69	28.30	1:00.34 32.04	2.66 B
16	3	2	HARTER Abby	UVA	2002	0.68	28.08	1:00.40 32.32	2.72 B
17	2	6	LARA Krystal	PRVT	1998	0.63	28.56	1:00.62 32.06	2.94 R
18	2	5	ZENICK Kitkat	UN-OH	2001	0.67	28.34	1:00.81 32.47	3.13 R
19	1	5	DELGADO Anicka	UN-CA	2002	0.66	27.89	1:01.21 33.32	3.53
20	5	8	GMELICH Caroline	UVA	1999	0.72	28.80	1:01.31 32.51	3.63
21	2	4	LOONEY Lindsay	SUN	2001	0.67	28.69	1:01.34 32.65	3.66
22	5	2	NERO Bailey	NCAC	1997	0.57	29.04	1:01.36 32.32	3.68
23	1	4	STONE McKenna	FMC	2003	0.66	28.58	1:01.77 33.19	4.09

Official Timekeeping by Omega





2021 TYR Pro Swim Series

Indianapolis

May 12 - 15

Event 17

14 MAY 2021 - 10:26 AM

Women's 100m Butterfly

Heats

Results Summary

Event Number 17

Rank	Heat	Lane	Name	Club Code	Year of Birth	R.T.	50m	Time	Time Behind
24	1	3	TURAK Ashley	ISC	2000	0.68	28.87	1:01.79 32.92	4.11
25	2	2	WELCH Ella	CARD	◆ 2004	0.48	29.02	1:01.92 32.90	4.24
26	2	8	NOVELLINE Carly	WILD	◆ 2004	0.66	28.57	1:02.02 33.45	4.34
27	2	1	REGENAUER Christiana	UN-KY	2001	0.71	28.60	1:02.03 33.43	4.35
28	5	6	HART Maddie	BSC	1998	0.69	29.46	1:02.19 32.73	4.51
29	5	7	WADDELL Tevyn	UN-MN	1998	0.80	29.11	1:02.24 33.13	4.56
30	4	8	GLASS Megan	CW	2001	0.70	29.23	1:02.30 33.07	4.62
31	2	3	RUSSO Catherine	UN-OH	2002	0.60	29.11	1:02.96 33.85	5.28
32	3	8	BARON Sam	UCLA	2002	0.67	28.92	1:02.97 34.05	5.29
33	1	6	JOHNSON Faith	RA	◆ 2004	0.75	29.33	1:02.98 33.65	5.30
34	3	1	TILTMANN Reilly	UVA	2003	0.74	29.39	1:03.08 33.69	5.40
35	1	7	WENTZEL Jordyn	AQJT	2000	0.70	29.83	1:04.81 34.98	7.13
36	1	2	JOHNSON Lauryn	UCLA	2001	0.60	30.38	1:04.98 34.60	7.30
37	1	8	JONES Kayla	UMIZ	1999	0.76	30.61	1:06.15 35.54	8.47
	1	1	KEATING Anna	UVA	2002			DNS	
	4	5	COMERFORD Mallory	CARD	1997			DNS	
	4	7	QUAH Jing	TAMU	2000			DNS	

Legend:							
A	Qualified for final A	AR	American Record	B	Qualified for final B	CR	Championship Record
DNS	Did Not Start	OT	Trials Cut	R	Reserve swimmer	R.T.	Reaction Time
WJ	World Junior Record	WR	World Record	◆	Junior swimmer		

Official Timekeeping by Omega





2021 TYR Pro Swim Series

Indianapolis

May 12 - 15

Event 18

14 MAY 2021 - 10:36 AM

Men's 100m Butterfly

Heats

Results Summary

REVISED
14 MAY 14:37

Event Number 18

	Record	Split	Name	NAT Code	Location	Date
WR	49.50	22.83	DRESSEL Caeleb	USA	Gwangju (KOR)	26 JUL 2019
AR	49.50	22.83	DRESSEL Caeleb	USA	Gwangju (KOR)	26 JUL 2019
CR	50.92		DRESSEL Caeleb	USA	Des Moines (USA)	6 MAR 2020
WJ	50.62	23.85	MILAK Kristof	HUN	Budapest (HUN)	29 JUL 2017
OT	54.19		BEST TIME		omaha (USA)	

Rank	Heat	Lane	Name	Club Code	Year of Birth	R.T.	50m	Time	Time Behind
1	5	4	ANDREW Michael	RPC-SI	1999	0.69	23.82	51.31 27.49	A
2	6	7	CARLSON Evan	SUN	1999	0.64	24.11	52.31 28.20	1.00 A
3	4	5	HARTING Zach	CARD	1997	0.64	24.71	52.40 27.69	1.09 A
4	5	5	SMACHLO Miles	CW	1998	0.65	24.55	52.45 27.90	1.14 A
5	4	2	RAMADAN Youssef	UN-VA	2002	0.62	24.83	52.64 27.81	1.33 A
6	6	2	CARTER Dylan	TE	1996	0.62	24.30	52.77 28.47	1.46 A
7	4	3	KOVAC Danny	UMIZ	2000	0.60	24.50	52.87 28.37	1.56 A
8	5	2	AYAR Kaan	DM	1995	0.50	25.02	53.01 27.99	1.70 A
9	5	6	BYBEE Cody	SUN	1999	0.65	24.81	53.08 28.27	1.77 B
10	5	7	FARRIS Dean	VS	1997	0.70	24.38	53.11 28.73	1.80 B
11	2	5	MARTINEZ Angel	AGS	1997	0.70	24.80	53.19 28.39	1.88 B
12	6	6	ALBIERO Nicolas	UN-KY	1999	0.62	24.85	53.27 28.42	1.96 B
13	5	3	JOSA Matthew	UN-NC	1995	0.70	24.58	53.39 28.81	2.08 B
14	3	3	LOWE Dalton	UN-KY	2002	0.69	24.34	53.41 29.07	2.10 B
15	4	4	SCHOOLING Joe	UN-VA	1995	0.60	25.16	53.43 28.27	2.12 B
16	6	4	CONGER Jack	UN-VA	1994	0.69	24.73	53.49 28.76	2.18 B
17	5	8	GAMBARDELLA Corey	ISC	1998	0.83	25.26	53.63 28.37	2.32 R
18	3	2	SEQUEIRA Aaron	CM	2001	0.63	24.89	53.65 28.76	2.34 R
19	4	6	WRIGHT Justin	NCAC	1996	0.63	25.50	53.66 28.16	2.35
=20	2	6	MODGLIN Will	ZSC	◆ 2004	0.70	25.43	54.14 28.71	2.83
=20	3	5	KHNYKIN Oleksii	SPA	1999	0.70	24.70	54.14 29.44	2.83
22	4	7	MATHIAS Van	ISC	2000	0.72	25.44	54.16 28.72	2.85
23	6	3	HELD Ryan	NYAC	1995	0.63	24.84	54.18 29.34	2.87

Official Timekeeping by Omega





2021 TYR Pro Swim Series

Indianapolis

May 12 - 15

Event 18

14 MAY 2021 - 10:36 AM

Men's 100m Butterfly

Heats

Results Summary

REVISED
14 MAY 14:37

Event Number 18

Rank	Heat	Lane	Name	Club Code	Year of Birth	R.T.	50m	Time	Time Behind
24	5	1	BURNS Brendan	ISC	2001	0.65	25.51	54.22 28.71	2.91
25	3	7	KHALAFALLA Ali	MVN	1996	0.66	24.80	54.40 29.60	3.09
26	2	4	GONZALEZ MEDINA Mateo	AGS	1996	0.62	25.43	54.77 29.34	3.46
27	4	1	COLSON Alexander	SUN	2001	0.69	25.58	54.78 29.20	3.47
28	3	6	DILLMANN Alex	FMC	1997	0.76	25.48	54.98 29.50	3.67
29	6	1	LILE Nathan	GAME	1994	0.62	24.88	55.00 30.12	3.69
30	1	4	SANTANA Brendan	IA	1999	0.60	26.02	55.17 29.15	3.86
31	3	1	SMITH Holden	RPC-KY	◆ 2003	0.72	25.65	55.23 29.58	3.92
32	3	8	ALEXANDER Nick	TRI	1998	0.71	25.90	55.26 29.36	3.95
33	2	3	WHYTE Mitchell	UN-KY	2000	0.63	25.65	55.29 29.64	3.98
34	3	4	KHOSLA Raunak	FMC	2000	0.73	25.79	55.43 29.64	4.12
35	6	8	ROBROCK Kyle	TOPS	1993	0.66	25.39	55.56 30.17	4.25
36	1	5	MICELI Mateo	ISWM	2002	0.67	26.13	55.81 29.68	4.50
37	1	1	FRANZMAN Jack	ISC	1999	0.64	25.41	56.12 30.71	4.81
38	1	6	FENLON Matthew	BAD	2002	0.69	26.14	56.33 30.19	5.02
39	1	7	LAMB August	UVA	2000	0.62	25.94	56.38 30.44	5.07
40	1	3	ORBE Gabriel	UN-KY	2002	0.73	26.56	56.49 29.93	5.18
41	1	2	BARR Luke	ISWM	◆ 2003	0.62	25.68	57.33 31.65	6.02
	2	1	BECKER Bowe	SAND	1997			DNS	
	2	2	CHADWICK Michael	NCAC	1995			DNS	
	2	7	IGA Jorge	UN-AZ	1997			DNS	
	2	8	HAMBLIN Brandon	ISC	1999			DNS	
	4	8	MUHAMMAD Kamal	UN-CA	◆ 2003			DNS	
	6	5	QUAH Zheng	CAL	1996			DNS	

Official Timekeeping by Omega





2021 TYR Pro Swim Series

Indianapolis

May 12 - 15

Event 18

14 MAY 2021 - 10:36 AM

Men's 100m Butterfly

Heats

Results Summary

REVISED
14 MAY 14:37

Event Number 18

Rank	Heat	Lane	Name	Club Code	Year of Birth	R.T.	50m	Time	Time Behind
------	------	------	------	-----------	---------------	------	-----	------	-------------

Legend:									
A	Qualified for final A	AR	American Record	B	Qualified for final B	CR	Championship Record		
DNS	Did Not Start	OT	Trials Cut	R	Reserve	R.T.	Reaction Time		
WJ	World Junior Record	WR	World Record	♦	Junior swimmer				

REVISED

Time correction for **ROBROCK** Kyle

Official Timekeeping by Omega





2021 TYR Pro Swim Series

Indianapolis

May 12 - 15

Event 111 14 MAY 2021 - 6:00 PM

Women's 200m Freestyle

Final

Start List

Event Number 11

	Record	Splits			Name	NAT Code	Location	Date
WR	1:52.98	27.34	55.60	1:24.38	PELLEGRINI Federica	ITA	Rome (ITA)	29 JUL 2009
AR	1:53.61	27.18	55.38	1:24.35	SCHMITT Allison	USA	London (GBR)	31 JUL 2012
CR	1:54.40				LEDECKY Katie	USA	Mission Viejo (USA)	9 APR 2021
WJ	1:55.43				YANG Junxuan	CHN	Beijing (USA)	24 JUL 2019
OT	2:01.69				BEST TIME		omaha (USA)	

Final

Lane	Name	Club Code	Year of Birth	Qualifying Time	Time	Rank
1	STONEBURG Blair	TCA	◆ 2004	2:02.62		
2	MEITZ Kaersten	BA	1995	2:01.77		
3	DELOOF Catie	CA-Y	1997	2:01.30		
4	WILSON Kayla	TIDEVA	◆ 2004	2:01.13		
5	GASTALDELLO Beryl	AGS	1995	2:01.18		
6	BROWN Erika	TNAQ	1998	2:01.66		
7	GORMSEN Cavan	LIAC	◆ 2005	2:02.16		
8	DONOHUE Madelyn	UVA	2001	2:02.77		

Final

Lane	Name	Club Code	Year of Birth	Qualifying Time	Time	Rank
1	PASH Kelly	UN-IN	2001	2:00.54		
2	LANING Erica	SUN	1999	1:59.85		
3	SCHMITT Allison	SUN	1990	1:58.52		
4	MADDEN Paige	UVA	1998	1:57.83		
5	SMITH Leah	UN-AZ	1995	1:58.17		
6	NORDIN Emma	SUN	1999	1:58.86		
7	DELOOF Gabby	CW	1996	2:00.32		
8	STEPANEK Chloe	TAMU	2002	2:00.68		

Reserves

Name	Club Code	Year of Birth	Qualifying Time	Time	Rank
DUNN Diana	UN-KY	2000	2:02.77		
COMERFORD Mallory	CARD	1997	2:03.38		

Legend:

AR American Record **CR** Championship Record **OT** Trials Cut **WJ** World Junior Record
WR World Record ◆ Junior swimmer

Official Timekeeping by Omega





2021 TYR Pro Swim Series

Indianapolis

May 12 - 15

Event 112 14 MAY 2021 - 6:10 PM

Men's 200m Freestyle

Final

Start List

Event Number 12

	Record	Splits		Name	NAT Code	Location	Date
WR	1:42.00	24.23	50.12	1:16.30	BIEDERMANN Paul	GER Rome (ITA)	28 JUL 2009
AR	1:42.96	24.31	50.29	1:16.84	PHELPS Michael	USA Beijing (CHN)	12 AUG 2008
CR	1:44.82				YANG Sun	JPN Santa Clara (USA)	1 JAN 2016
WJ	1:45.92				HWANG Sunwoo	KOR Gimcheon (KOR)	19 NOV 2020
OT	1:50.79				BEST TIME	omaha (USA)	

Final

Lane	Name	Club Code	Year of Birth	Qualifying Time	Time	Rank
1	HELD Ryan	NYAC	1995	1:51.04		
2	DEVINE Abraham	TE	1996	1:50.88		
3	BRESETTE Liam	SUN	1999	1:50.47		
4	HILL Julian	SUN	2000	1:50.42		
5	MITCHELL Jake	CSC	2001	1:50.45		
6	SZABO Norbert	UN-FG	1996	1:50.77		
7	D'ARRIGO Mitch	GSC-FL	1995	1:51.00		
8	PINFOLD Brett	SHAC	1995	1:51.38		

Final

Lane	Name	Club Code	Year of Birth	Qualifying Time	Time	Rank
1	BRATANOV Koko	TAMU	2000	1:50.23		
2	EL KAMASH Marwan	ISC	1994	1:49.20		
3	PIERONI Blake	SAND	1995	1:48.94		
4	IGA Jorge	UN-AZ	1997	1:48.01		
5	CALLAN Patrick	CW	1999	1:48.93		
6	HOUSE Grant	SUN	1998	1:49.06		
7	GROTHER Zane	BCH	1992	1:49.94		
8	RUTTER Jonathan	UN-VA	1996	1:50.36		

Reserves

Name	Club Code	Year of Birth	Qualifying Time	Time	Rank
GRAY Andrew	SUN	2001	1:51.86		
FREEMAN James	UN-MN	2001	1:52.45		

Legend:

AR American Record **CR** Championship Record **OT** Trials Cut **WJ** World Junior Record
WR World Record

Official Timekeeping by Omega





2021 TYR Pro Swim Series

Indianapolis

May 12 - 15

Event 113 14 MAY 2021 - 6:20 PM

Women's 200m Backstroke

Final

Start List

Event Number 13

	Record	Splits		Name	NAT Code	Location	Date	
WR	2:03.35	29.06	1:00.37	1:31.84	SMITH Regan	USA	Gwangju (KOR)	26 JUL 2019
AR	2:03.35	29.06	1:00.37	1:31.84	SMITH Regan	USA	Gwangju (KOR)	26 JUL 2019
CR	2:05.94	29.66	1:00.97	1:33.12	SMITH Regan	USA	Knoxville, TN (USA)	19 JAN 2020
WJ	2:03.35	29.06	1:00.37	1:31.84	SMITH Regan	USA	Gwangju (KOR)	26 JUL 2019
OT	2:14.69			BEST TIME		omaha (USA)		

Final

Lane	Name	Club Code	Year of Birth	Qualifying Time	Time	Rank
1	SCHOBEL Marie	UN-NJ	2000	2:18.58		
2	TUINMAN Sophia	CW	2002	2:17.18		
3	TILTMANN Reilly	UVA	2003	2:16.15		
4	MURDOCK Justine	BBA	2003	2:15.86		
5	WANEZEK Maggie	EBSC	◆ 2005	2:16.07		
6	HETRICK Paige	UN-KY	2002	2:16.30		
7	LARA Krystal	PRVT	1998	2:17.19		
8	THOMPSON Sarah	UMIZ	1998	2:19.49		

Final

Lane	Name	Club Code	Year of Birth	Qualifying Time	Time	Rank
1	GALYER Ali	CARD	1998	2:15.67		
2	WADDELL Tevyn	UN-MN	1998	2:13.57		
3	WALSH Alex	UN-VA	2001	2:12.03		
4	BACON Phoebe	UN-WI	2002	2:08.34		
5	SMITH Regan	RIPT	2002	2:08.74		
6	VENTER Mariella	CW	2000	2:13.17		
7	McCOY Taylor	COUG	1999	2:14.32		
8	FREED Anna	ISC	2002	2:15.82		

Reserves

Name	Club Code	Year of Birth	Qualifying Time	Time	Rank
JOHNSON Faith	RA	◆ 2004	2:20.12		
HART Maddie	BSC	1998	2:21.17		

Legend:

AR	American Record	CR	Championship Record	OT	Trials Cut	WJ	World Junior Record
WR	World Record	◆	Junior swimmer				

Official Timekeeping by Omega





2021 TYR Pro Swim Series

Indianapolis

May 12 - 15

Event 114 14 MAY 2021 - 6:30 PM

Men's 200m Backstroke

Final

Start List

Event Number 14

	Record	Splits			Name	NAT Code	Location	Date
WR	1:51.92	26.52	54.90	1:23.30	PEIRSOL Aaron	USA	Rome (ITA)	31 JUL 2009
AR	1:51.92	26.52	54.90	1:23.30	PEIRSOL Aaron	USA	Rome (ITA)	31 JUL 2009
CR	1:55.04				XU Jiayu	CHN	Indianapolis (USA)	1 JAN 2017
WJ	1:55.14	26.99	56.14	1:25.97	KOLESNIKOV Kliment	RUS	Budapest (HUN)	28 JUL 2017
OT	2:02.99				BEST TIME		omaha (USA)	

Final

Lane	Name	Club Code	Year of Birth	Qualifying Time	Time	Rank
1	SWARTWOUT Billy	LIAC	2002	2:04.41		
2	STEWART Sam	YHF	1997	2:03.82		
3	MODGLIN Will	ZSC	♦ 2004	2:03.65		
4	SALEEM Ziyad	SSTY	♦ 2003	2:02.99		
5	FERS ERZEN Anze	DASH	1999	2:03.53		
6	PATTERSON Ryan	GWU	1999	2:03.79		
7	CALVILLO Mikey	ISC	2000	2:04.23		
8	KONDALSKI Rj	UN-OH	2000	2:04.43		

Final

Lane	Name	Club Code	Year of Birth	Qualifying Time	Time	Rank
1	RINCON Anthony	VS	2001	2:02.69		
2	DOLAN Jack	SUN	2000	2:02.05		
3	GLIESE Alex	WOLF	1997	2:00.04		
4	GRANT Will	VS	2001	1:59.70		
5	WATKINS Thomas	UN-OH	2000	1:59.86		
6	SONG Andy Xiayang	CAL	1998	2:01.02		
7	DAVIS Wyatt	CSC	2001	2:02.60		
8	WEVER Jack	UN-KY	1999	2:02.72		

Reserves

Name	Club Code	Year of Birth	Qualifying Time	Time	Rank
MICELI Mateo	ISWM	2002	2:04.77		
STEELE Jacob	ISC	1999	2:05.68		

Legend:

AR American Record **CR** Championship Record **OT** Trials Cut **WJ** World Junior Record
WR World Record ♦ Junior swimmer

Official Timekeeping by Omega





2021 TYR Pro Swim Series

Indianapolis

May 12 - 15

Event 115 14 MAY 2021 - 6:40 PM

Women's 400m Individual Medley

Final

Start List

Event Number 15

	Record	Splits			Name	NAT Code	Location	Date
WR	4:26.36	1:00.91	2:08.39	3:24.50	HOSSZU Katinka	HUN	Rio de Janeiro (BRA)	6 AUG 2016
AR	4:31.12	1:03.69	2:13.33	3:28.65	HOFF Katie	USA	Omaha, NE (USA)	29 JUN 2008
CR	4:31.07	1:01.99	2:10.88	3:29.25	HOSSZU Katinka	HUN	Santa Clara (USA)	19 JUN 2015
WJ	4:38.53				VAZQUEZ Alba	HUN	Budapest (HUN)	19 AUG 2020
OT	4:51.79				BEST TIME		omaha (USA)	

Final

Lane	Name	Club Code	Year of Birth	Qualifying Time	Time	Rank
1	McMAHON Kensey	BAMA	1999	4:57.56		
2	TRACE Katie	UN-OH	1999	4:54.85		
3	HAYES Leah	TIDEIL	◆ 2005	4:53.86		
4	GALAT Bethany	AGS	1995	4:49.86		
5	LOOZE Mackenzie	ISC	2000	4:50.18		
6	DELESKE Nora	SUN	1999	4:54.65		
7	McCORMICK Paige	UN-KY	2002	4:57.10		
8	DONAN Claire	CW	2001	5:04.69		

Final

Lane	Name	Club Code	Year of Birth	Qualifying Time	Time	Rank
1	TADDER Samantha	TIDEVA	2003	4:49.46		
2	BARKSDALE Emma	GAME	1997	4:46.41		
3	McHUGH Ally	WA	1997	4:45.33		
4	FLICKINGER Hali	SUN	1994	4:42.61		
5	DENIGAN Mariah	LAK	2003	4:44.83		
6	ACKERMAN Kathryn	CW	2002	4:46.18		
7	HAY Abby	UN-KY	2001	4:48.65		
8	NELSON Ella	UN-VA	2001	4:49.70		

Legend:

AR	American Record	CR	Championship Record	OT	Trials Cut	WJ	World Junior Record
WR	World Record	◆	Junior swimmer				

Official Timekeeping by Omega





2021 TYR Pro Swim Series

Indianapolis

May 12 - 15

Event 116

14 MAY 2021 - 6:55 PM

Men's 400m Individual Medley

Final

Start List

Event Number 16

	Record	Splits			Name	NAT Code	Location	Date
WR	4:03.84	54.92	1:56.49	3:07.05	PHELPS Michael	USA	Beijing (CHN)	10 AUG 2008
AR	4:03.84	54.92	1:56.49	3:07.05	PHELPS Michael	USA	Beijing (CHN)	10 AUG 2008
CR	4:08.92				KALISZ Chase	USA	Atlanta (USA)	1 JAN 2018
WJ	4:11.50				BORODIN Iliia	RUS	Kazan (RUS)	29 OCT 2020
OT	4:25.99				BEST TIME		omaha (USA)	

Final

Lane	Name	Club Code	Year of Birth	Qualifying Time	Time	Rank
4	DUBOIS Jack	UMIZ	1999	4:32.47		
5	DEWITT Tristan	ISC	2001	4:36.61		

Final

Lane	Name	Club Code	Year of Birth	Qualifying Time	Time	Rank
1	KHOSLA Raunak	FMC	2000	4:29.22		
2	ROBERTS Will	CW	1999	4:25.36		
3	RUVALCABA CRUZ Hector	AGS	1997	4:23.05		
4	SWANSON Charlie	CW	1998	4:21.95		
5	ARROYO Jarod	UN-AZ	2001	4:22.18		
6	AMAN Caleb	UN-WI	2000	4:24.49		
7	McDADE Ben	ISC	1999	4:28.27		
8	FROASS Ansel	UN-MI	2001	4:30.44		

Legend:

AR American Record **CR** Championship Record **OT** Trials Cut **WJ** World Junior Record
WR World Record

Official Timekeeping by Omega





2021 TYR Pro Swim Series

Indianapolis

May 12 - 15

Event 117 14 MAY 2021 - 7:10 PM

Women's 100m Butterfly

Final

Start List

Event Number 17

	Record	Split	Name	NAT Code	Location	Date
WR	55.48	26.01	SJOESTROEM Sarah	SWE	Rio de Janeiro (BRA)	7 AUG 2016
AR	55.98	26.39	VOLLMER Dana	USA	London (GBR)	29 JUL 2012
CR	56.38		SJOSTROM Sarah	SWE	Austin (USA)	1 JAN 2016
WJ	56.46	26.37	OLEKSIK Penny	USA	Rio de Janeiro (BRA)	7 AUG 2016
OT	1:00.69		BEST TIME		omaha (USA)	

Final

Lane	Name	Club Code	Year of Birth	Qualifying Time	Time	Rank
1	HOWLEY Tess	LIAC	◆ 2005	1:00.34		
2	CARTER Olivia	CW	2000	1:00.20		
3	DEBEVER McKenna	TNAQ	1996	1:00.16		
4	ALBIERO Gabi	UN-KY	2002	59.84		
5	KRAUS Alena	UN-KY	1999	1:00.14		
6	ULETT Tristen	UN-KY	2002	1:00.18		
7	BROWN Erika	TNAQ	1998	1:00.32		
8	HARTER Abby	UVA	2002	1:00.40		

Final

Lane	Name	Club Code	Year of Birth	Qualifying Time	Time	Rank
1	GINGRICH Leah	HURR	1990	59.42		
2	NELSON Beata	WA	1998	58.95		
3	DOUGLASS Kate	UVA	2001	58.13		
4	SMITH Regan	RIPT	2002	57.68		
5	DAHLIA Kelsi	CARD	1994	58.08		
6	MACK Linnea	TE	1995	58.92		
7	PASH Kelly	UN-IN	2001	59.18		
8	OSMAN Farida	UN-VA	1995	59.54		

Reserves

Name	Club Code	Year of Birth	Qualifying Time	Time	Rank
LARA Krystal	PRVT	1998	1:00.62		
ZENICK Kitkat	UN-OH	2001	1:00.81		

Legend:

AR	American Record	CR	Championship Record	OT	Trials Cut	WJ	World Junior Record
WR	World Record	◆	Junior swimmer				

Official Timekeeping by Omega



2021 TYR Pro Swim Series

Indianapolis

May 12 - 15

Event 118 14 MAY 2021 - 7:19 PM

Men's 100m Butterfly

Final

Start List

REVISED
14 MAY 14:41

Event Number 18

	Record	Split	Name	NAT Code	Location	Date
WR	49.50	22.83	DRESSEL Caeleb	USA	Gwangju (KOR)	26 JUL 2019
AR	49.50	22.83	DRESSEL Caeleb	USA	Gwangju (KOR)	26 JUL 2019
CR	50.92		DRESSEL Caeleb	USA	Des Moines (USA)	6 MAR 2020
WJ	50.62	23.85	MILAK Kristof	HUN	Budapest (HUN)	29 JUL 2017
OT	54.19		BEST TIME		omaha (USA)	

Final

Lane	Name	Club Code	Year of Birth	Qualifying Time	Time	Rank
1	SCHOOLING Joe	UN-VA	1995	53.43		
2	JOSA Matthew	UN-NC	1995	53.39		
3	MARTINEZ Angel	AGS	1997	53.19		
4	BYBEE Cody	SUN	1999	53.08		
5	FARRIS Dean	VS	1997	53.11		
6	ALBIERO Nicolas	UN-KY	1999	53.27		
7	LOWE Dalton	UN-KY	2002	53.41		
8	CONGER Jack	UN-VA	1994	53.49		

Final

Lane	Name	Club Code	Year of Birth	Qualifying Time	Time	Rank
1	KOVAC Danny	UMIZ	2000	52.87		
2	RAMADAN Youssef	UN-VA	2002	52.64		
3	HARTING Zach	CARD	1997	52.40		
4	ANDREW Michael	RPC-SI	1999	51.31		
5	CARLSON Evan	SUN	1999	52.31		
6	SMACHLO Miles	CW	1998	52.45		
7	CARTER Dylan	TE	1996	52.77		
8	AYAR Kaan	DM	1995	53.01		

Reserves

Name	Club Code	Year of Birth	Qualifying Time	Time	Rank
GAMBARDELLA Corey	ISC	1998	53.63		
SEQUEIRA Aaron	CM	2001	53.65		

Legend:

AR American Record **CR** Championship Record **OT** Trials Cut **WJ** World Junior Record
WR World Record

REVISED

The event was reseeded due to a corrected time

Official Timekeeping by Omega





2021 TYR Pro Swim Series

Indianapolis

May 12 - 15

Event 111

14 MAY 2021 - 6:00 PM

Women's 200m Freestyle

Final

Results

Event Number 11

	Record	Splits			Name	NAT Code	Location	Date
WR	1:52.98	27.34	55.60	1:24.38	PELLEGRINI Federica	ITA	Rome (ITA)	29 JUL 2009
AR	1:53.61	27.18	55.38	1:24.35	SCHMITT Allison	USA	London (GBR)	31 JUL 2012
CR	1:54.40				LEDECKY Katie	USA	Mission Viejo (USA)	9 APR 2021
WJ	1:55.43				YANG Junxuan	CHN	Beijing (USA)	24 JUL 2019
OT	2:01.69				BEST TIME		omaha (USA)	

Final

Rank	Lane	Name	Club Code	R.T.	50m	100m	150m	Time	Time Behind
1	3	DELOOF Catie	CA-Y	0.66	(4) 28.03	(5) 58.66 30.63	(1) 1:29.09 30.43	1:59.38	
2	4	WILSON Kayla	TIDEVA	0.68	(3) 27.77	(3) 58.56 30.79	(3) 1:29.45 30.89	1:59.54	0.16
3	6	BROWN Erika	TNAQ	0.69	(2) 27.72	(2) 58.08 30.36	(2) 1:29.16 31.08	1:59.69	0.31
4	5	GASTALDELLO Beryl	AGS	0.61	(1) 27.41	(1) 58.07 30.66	(4) 1:29.52 31.45	2:00.47	1.09
5	7	GORMSEN Cavan	LIAC	0.70	(5) 28.04	(4) 58.60 30.56	(5) 1:29.79 31.19	2:00.99	1.61
6	2	MEITZ Kaersten	BA	0.74	(8) 28.72	(7) 59.42 30.70	(6) 1:30.59 31.17	2:01.67	2.29
7	1	STONEBURG Blair	TCA	0.60	(6) 28.30	(6) 59.32 31.02	(7) 1:31.25 31.93	2:02.63	3.25
8	8	DONOHUE Madelyn	UVA	0.67	(7) 28.70	(8) 59.58 30.88	(8) 1:31.87 32.29	2:03.31	3.93

Final

Rank	Lane	Name	Club Code	R.T.	50m	100m	150m	Time	Time Behind
1	4	MADDEN Paige	UVA	0.69	(2) 27.92	(=2) 57.46 29.54	(2) 1:27.50 30.04	1:57.47	
2	3	SCHMITT Allison	SUN	0.71	(5) 28.03	(1) 57.33 29.30	(1) 1:27.25 29.92	1:57.59	0.12
3	6	NORDIN Emma	SUN	0.71	(4) 27.99	(=2) 57.46 29.47	(3) 1:27.53 30.07	1:57.68	0.21
4	5	SMITH Leah	UN-AZ	0.68	(3) 27.93	(4) 57.82 29.89	(4) 1:27.99 30.17	1:57.81	0.34
5	7	DELOOF Gabby	CW	0.69	(1) 27.68	(5) 57.96 30.28	(5) 1:28.50 30.54	1:59.77	2.30
6	8	STEPANEK Chloe	TAMU	0.70	(6) 28.43	(6) 58.81 30.38	(6) 1:29.42 30.61	1:59.79	2.32
7	1	PASH Kelly	UN-IN	0.67	(7) 28.46	(7) 59.00 30.54	(7) 1:29.87 30.87	2:00.26	2.79
8	2	LANING Erica	SUN	0.65	(8) 28.79	(8) 59.18 30.39	(8) 1:30.09 30.91	2:00.50	3.03

Legend:

=	Equal rank	AR	American Record	CR	Championship Record	OT	Trials Cut
R.T.	Reaction Time	WJ	World Junior Record	WR	World Record		

Official Timekeeping by Omega





2021 TYR Pro Swim Series

Indianapolis

May 12 - 15

Event 112

14 MAY 2021 - 6:10 PM

Men's 200m Freestyle

Final

Results

Event Number 12

	Record	Splits			Name	NAT Code	Location	Date
WR	1:42.00	24.23	50.12	1:16.30	BIEDERMANN Paul	GER	Rome (ITA)	28 JUL 2009
AR	1:42.96	24.31	50.29	1:16.84	PHELPS Michael	USA	Beijing (CHN)	12 AUG 2008
CR	1:44.82				YANG Sun	JPN	Santa Clara (USA)	1 JAN 2016
WJ	1:45.92				HWANG Sunwoo	KOR	Gimcheon (KOR)	19 NOV 2020
OT	1:50.79				BEST TIME		omaha (USA)	

Final

Rank	Lane	Name	Club Code	R.T.	50m	100m	150m	Time	Time Behind
1	5	MITCHELL Jake	CSC	0.69	(4) 25.69	(5) 53.54 27.85	(5) 1:22.02 28.48	1:49.81	
2	7	D'ARRIGO Mitch	GSC-FL	0.67	(7) 26.01	(=6) 53.80 27.79	(7) 1:22.14 28.34	1:49.88	0.07
3	6	SZABO Norbert	UN-FG	0.62	(3) 25.66	(4) 53.44 27.78	(4) 1:21.80 28.36	1:49.95	0.14
4	2	DEVINE Abrahm	TE	0.71	(5) 25.75	(3) 53.25 27.50	(2) 1:21.40 28.15	1:50.01	0.20
5	3	BRESETTE Liam	SUN	0.65	(6) 25.83	(=6) 53.80 27.97	(6) 1:22.10 28.30	1:50.47	0.66
6	4	HILL Julian	SUN	0.60	(2) 25.41	(2) 53.14 27.73	(3) 1:21.68 28.54	1:50.49	0.68
7	1	HELD Ryan	NYAC	0.64	(1) 24.99	(1) 52.21 27.22	(1) 1:21.11 28.90	1:50.94	1.13
8	8	PINFOLD Brett	SHAC	0.75	(8) 26.44	(8) 54.65 28.21	(8) 1:23.26 28.61	1:52.23	2.42

Final

Rank	Lane	Name	Club Code	R.T.	50m	100m	150m	Time	Time Behind
1	6	HOUSE Grant	SUN	0.61	(1) 25.13	(1) 52.29 27.16	(1) 1:20.25 27.96	1:47.69	
2	3	PIERONI Blake	SAND	0.63	(5) 25.58	(3) 53.00 27.42	(2) 1:20.43 27.43	1:48.06	0.37
3	2	EL KAMASH Marwan	ISC	0.61	(=6) 25.71	(7) 53.52 27.81	(5) 1:21.12 27.60	1:48.23	0.54
4	4	IGA Jorge	UN-AZ	0.67	(3) 25.30	(2) 52.62 27.32	(3) 1:20.65 28.03	1:48.44	0.75
5	5	CALLAN Patrick	CW	0.66	(4) 25.54	(4) 53.02 27.48	(4) 1:20.78 27.76	1:48.67	0.98
6	7	GROTHER Zane	BCH	0.70	(8) 25.86	(8) 53.67 27.81	(7) 1:21.99 28.32	1:49.30	1.61
7	8	RUTTER Jonathan	UN-VA	0.64	(=6) 25.71	(5) 53.11 27.40	(6) 1:21.37 28.26	1:50.80	3.11
8	1	BRATANOV Koko	TAMU	0.65	(2) 25.22	(6) 53.27 28.05	(8) 1:22.31 29.04	1:52.81	5.12

Legend:

= Equal rank **AR** American Record **CR** Championship Record **OT** Trials Cut
R.T. Reaction Time **WJ** World Junior Record **WR** World Record

Official Timekeeping by Omega





2021 TYR Pro Swim Series

Indianapolis

May 12 - 15

Event 113

14 MAY 2021 - 6:20 PM

Women's 200m Backstroke

Final

Results

Event Number 13

	Record	Splits	Name	NAT Code	Location	Date
WR	2:03.35	29.06 1:00.37 1:31.84	SMITH Regan	USA	Gwangju (KOR)	26 JUL 2019
AR	2:03.35	29.06 1:00.37 1:31.84	SMITH Regan	USA	Gwangju (KOR)	26 JUL 2019
CR	2:05.94	29.66 1:00.97 1:33.12	SMITH Regan	USA	Knoxville, TN (USA)	19 JAN 2020
WJ	2:03.35	29.06 1:00.37 1:31.84	SMITH Regan	USA	Gwangju (KOR)	26 JUL 2019
OT	2:14.69		BEST TIME		omaha (USA)	

Final

Rank	Lane	Name	Club Code	R.T.	50m	100m	150m	Time	Time Behind
1	6	HETRICK Paige	UN-KY	0.60	(1) 31.04	(1) 1:04.39 33.35	(1) 1:39.22 34.83	2:13.75	
2	4	MURDOCK Justine	BBA	0.60	(5) 31.99	(2) 1:06.38 34.39	(2) 1:40.80 34.42	2:13.86	0.11
3	5	WANEZEK Maggie	EBSC	0.59	(4) 31.81	(7) 1:06.76 34.95	(6) 1:41.99 35.23	2:14.85	1.10
4	3	TILTMANN Reilly	UVA	0.64	(7) 32.40	(8) 1:06.82 34.42	(=4) 1:41.83 35.01	2:15.15	1.40
5	2	TUINMAN Sophia	CW	0.63	(6) 32.35	(6) 1:06.73 34.38	(3) 1:41.72 34.99	2:16.36	2.61
6	1	SCHOBEL Marie	UN-NJ	0.54	(8) 32.45	(5) 1:06.67 34.22	(=4) 1:41.83 35.16	2:16.70	2.95
7	7	LARA Krystal	PRVT	0.47	(3) 31.67	(4) 1:06.52 34.85	(7) 1:42.25 35.73	2:17.81	4.06
8	8	THOMPSON Sarah	UMIZ	0.56	(2) 31.51	(3) 1:06.43 34.92	(8) 1:42.92 36.49	2:19.50	5.75

Final

Rank	Lane	Name	Club Code	R.T.	50m	100m	150m	Time	Time Behind
1	4	BACON Phoebe	UN-WI	0.59	(1) 29.40	(2) 1:01.20 31.80	(1) 1:33.92 32.72	2:06.84	
2	5	SMITH Regan	RIPT	0.57	(2) 29.49	(1) 1:01.19 31.70	(2) 1:33.98 32.79	2:06.90	0.06
3	6	VENTER Mariella	CW	0.66	(3) 30.76	(3) 1:03.74 32.98	(3) 1:37.89 34.15	2:12.11	5.27
4	3	WALSH Alex	UN-VA	0.70	(4) 31.06	(4) 1:04.08 33.02	(4) 1:38.45 34.37	2:13.51	6.67
5	2	WADDELL Tevyn	UN-MN	0.60	(5) 31.28	(5) 1:04.90 33.62	(5) 1:39.71 34.81	2:13.91	7.07
6	8	FREED Anna	ISC	0.67	(7) 31.58	(6) 1:05.35 33.77	(6) 1:40.24 34.89	2:14.92	8.08
7	7	McCOY Taylor	COUG	0.58	(8) 31.80	(8) 1:05.90 34.10	(8) 1:40.70 34.80	2:15.13	8.29
8	1	GALYER Ali	CARD	0.63	(6) 31.48	(7) 1:05.52 34.04	(7) 1:40.41 34.89	2:15.97	9.13

Legend:

=	Equal rank	AR	American Record	CR	Championship Record	OT	Trials Cut
R.T.	Reaction Time	WJ	World Junior Record	WR	World Record		

Official Timekeeping by Omega





2021 TYR Pro Swim Series

Indianapolis

May 12 - 15

Event 114

14 MAY 2021 - 6:30 PM

Men's 200m Backstroke

Final

Results

Event Number 14

	Record	Splits			Name	NAT Code	Location	Date
WR	1:51.92	26.52	54.90	1:23.30	PEIRSOL Aaron	USA	Rome (ITA)	31 JUL 2009
AR	1:51.92	26.52	54.90	1:23.30	PEIRSOL Aaron	USA	Rome (ITA)	31 JUL 2009
CR	1:55.04				XU Jiayu	CHN	Indianapolis (USA)	1 JAN 2017
WJ	1:55.14	26.99	56.14	1:25.97	KOLESNIKOV Kliment	RUS	Budapest (HUN)	28 JUL 2017
OT	2:02.99				BEST TIME		omaha (USA)	

Final

Rank	Lane	Name	Club Code	R.T.	50m	100m	150m	Time	Time Behind
1	4	SALEEM Ziyad	SSTY	0.61	(3) 28.50	(2) 58.99 30.49	(1) 1:30.04 31.05	2:01.91	
2	1	SWARTWOUT Billy	LIAC	0.62	(2) 28.38	(3) 59.13 30.75	(3) 1:30.55 31.42	2:02.17	0.26
3	3	MODGLIN Will	ZSC	0.55	(4) 28.62	(5) 1:00.14 31.52	(5) 1:32.22 32.08	2:02.37	0.46
4	5	FERS ERZEN Anze	DASH	0.60	(5) 28.74	(4) 59.73 30.99	(4) 1:31.57 31.84	2:02.69	0.78
5	2	STEWART Sam	YHF	0.57	(1) 27.72	(1) 58.13 30.41	(2) 1:30.33 32.20	2:03.68	1.77
6	7	CALVILLO Mikey	ISC	0.56	(7) 29.26	(6) 1:00.54 31.28	(6) 1:32.64 32.10	2:04.32	2.41
7	6	PATTERSON Ryan	GWU	0.62	(8) 29.34	(8) 1:00.65 31.31	(8) 1:33.22 32.57	2:05.54	3.63
8	8	KONDALSKI Rj	UN-OH	0.62	(6) 28.95	(7) 1:00.60 31.65	(7) 1:32.95 32.35	2:05.69	3.78

Final

Rank	Lane	Name	Club Code	R.T.	50m	100m	150m	Time	Time Behind
1	5	WATKINS Thomas	UN-OH	0.54	(2) 27.58	(2) 57.29 29.71	(2) 1:28.10 30.81	1:59.21	
2	4	GRANT Will	VS	0.58	(1) 27.48	(1) 57.19 29.71	(1) 1:27.93 30.74	1:59.43	0.22
3	3	GLIESE Alex	WOLF	0.58	(4) 28.04	(3) 58.45 30.41	(3) 1:29.34 30.89	1:59.75	0.54
4	6	SONG Andy Xianyang	CAL	0.55	(7) 28.43	(4) 58.77 30.34	(4) 1:29.52 30.75	1:59.89	0.68
5	8	WEVER Jack	UN-KY	0.59	(8) 28.59	(8) 59.39 30.80	(6) 1:30.76 31.37	2:01.35	2.14
6	1	RINCON Anthony	VS	0.54	(5) 28.11	(5) 58.87 30.76	(5) 1:30.29 31.42	2:01.94	2.73
7	2	DOLAN Jack	SUN	0.60	(3) 28.03	(6) 59.01 30.98	(8) 1:31.22 32.21	2:03.87	4.66
8	7	DAVIS Wyatt	CSC	0.55	(6) 28.33	(7) 59.28 30.95	(7) 1:31.13 31.85	2:03.92	4.71

Legend:

AR American Record **CR** Championship Record **OT** Trials Cut **R.T.** Reaction Time
WJ World Junior Record **WR** World Record

Official Timekeeping by Omega





2021 TYR Pro Swim Series

Indianapolis

May 12 - 15

Event 115

14 MAY 2021 - 6:40 PM

Women's 400m Individual Medley

Final

Results

Event Number 15

	Record	Splits			Name	NAT Code	Location	Date
WR	4:26.36	1:00.91	2:08.39	3:24.50	HOSSZU Katinka	HUN	Rio de Janeiro (BRA)	6 AUG 2016
AR	4:31.12	1:03.69	2:13.33	3:28.65	HOFF Katie	USA	Omaha, NE (USA)	29 JUN 2008
CR	4:31.07	1:01.99	2:10.88	3:29.25	HOSSZU Katinka	HUN	Santa Clara (USA)	19 JUN 2015
WJ	4:38.53				VAZQUEZ Alba	HUN	Budapest (HUN)	19 AUG 2020
OT	4:51.79				BEST TIME		omaha (USA)	

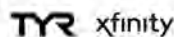
Final

Rank	Lane	Name	Club Code	R.T.	Time	Time Behind	
1	5	LOOZE Mackenzie	ISC	0.67	4:44.81		
50m (6) 30.88	100m (4) 1:05.17 34.29	150m (4) 1:44.06 38.89	200m (4) 2:21.44 37.38	250m (3) 3:00.76 39.32	300m (3) 3:40.91 40.15	350m (3) 4:13.72 32.81	31.09
2	3	HAYES Leah	TIDEIL	0.77	4:44.90	0.09	
50m (2) 29.30	100m (2) 1:03.30 34.00	150m (1) 1:39.62 36.32	200m (1) 2:15.60 35.98	250m (1) 2:57.02 41.42	300m (2) 3:39.58 42.56	350m (1) 4:12.87 33.29	32.03
3	4	GALAT Bethany	AGS	0.66	4:47.67	2.86	
50m (1) 29.14	100m (1) 1:02.62 33.48	150m (2) 1:41.64 39.02	200m (2) 2:19.32 37.68	250m (2) 2:58.61 39.29	300m (1) 3:39.00 40.39	350m (2) 4:13.67 34.67	34.00
4	2	TRACE Katie	UN-OH	0.58	4:52.06	7.25	
50m (3) 29.99	100m (3) 1:04.83 34.84	150m (3) 1:43.33 38.50	200m (3) 2:20.54 37.21	250m (4) 3:02.59 42.05	300m (5) 3:46.04 43.45	350m (4) 4:19.35 33.31	32.71
5	6	DELESKE Nora	SUN	0.68	4:54.50	9.69	
50m (5) 30.75	100m (6) 1:05.40 34.65	150m (5) 1:44.49 39.09	200m (6) 2:22.25 37.76	250m (5) 3:03.43 41.18	300m (4) 3:45.30 41.87	350m (5) 4:20.14 34.84	34.36
6	1	McMAHON Kensey	BAMA	0.77	4:54.95	10.14	
50m (4) 30.57	100m (5) 1:05.34 34.77	150m (6) 1:44.65 39.31	200m (7) 2:23.17 38.52	250m (7) 3:06.52 43.35	300m (7) 3:50.09 43.57	350m (6) 4:22.87 32.78	32.08
7	7	McCORMICK Paige	UN-KY	0.72	4:56.62	11.81	
50m (8) 31.67	100m (7) 1:08.32 36.65	150m (7) 1:45.57 37.25	200m (5) 2:22.19 36.62	250m (6) 3:05.40 43.21	300m (6) 3:49.25 43.85	350m (7) 4:23.60 34.35	33.02
8	8	DONAN Claire	CW	0.68	5:00.79	15.98	
50m (7) 31.30	100m (8) 1:08.34 37.04	150m (8) 1:46.42 38.08	200m (8) 2:23.51 37.09	250m (8) 3:07.21 43.70	300m (8) 3:51.84 44.63	350m (8) 4:26.96 35.12	33.83

Legend:

AR	American Record	CR	Championship Record	OT	Trials Cut	R.T.	Reaction Time
WJ	World Junior Record	WR	World Record				

Official Timekeeping by Omega





2021 TYR Pro Swim Series

Indianapolis

May 12 - 15

Event 115

14 MAY 2021 - 6:40 PM

Women's 400m Individual Medley

Final

Results

Event Number 15

Final

Rank	Lane	Name	Club Code	R.T.	Time	Time Behind
1	4	FLICKINGER Hali	SUN	0.72	4:37.73	
50m (1) 28.84	100m (1) 1:01.19 32.35	150m (1) 1:37.01 35.82	200m (1) 2:11.36 34.35	250m (1) 2:53.14 41.78	300m (1) 3:34.91 41.77	350m (1) 4:06.93 32.02
2	3	McHUGH Ally	WA	0.66	4:40.89	3.16
50m (5) 30.18	100m (2) 1:04.26 34.08	150m (3) 1:40.88 36.62	200m (3) 2:16.30 35.42	250m (3) 2:56.45 40.15	300m (2) 3:37.13 40.68	350m (2) 4:09.67 32.54
3	6	ACKERMAN Kathryn	CW	0.73	4:44.09	6.36
50m (3) 30.14	100m (4) 1:04.45 34.31	150m (2) 1:40.15 35.70	200m (2) 2:15.03 34.88	250m (2) 2:56.12 41.09	300m (3) 3:38.33 42.21	350m (3) 4:11.51 33.18
4	2	BARKSDALE Emma	GAME	0.68	4:45.39	7.66
50m (2) 30.05	100m (3) 1:04.41 34.36	150m (5) 1:41.77 37.36	200m (5) 2:18.26 36.49	250m (4) 2:59.22 40.96	300m (4) 3:40.80 41.58	350m (4) 4:13.58 32.78
5	5	DENIGAN Mariah	LAK	0.69	4:47.38	9.65
50m (8) 30.62	100m (8) 1:05.66 35.04	150m (4) 1:41.67 36.01	200m (4) 2:17.09 35.42	250m (5) 2:59.44 42.35	300m (8) 3:42.65 43.21	350m (5) 4:14.88 32.23
6	8	NELSON Ella	UN-VA	0.69	4:48.80	11.07
50m (7) 30.55	100m (7) 1:05.35 34.80	150m (8) 1:44.22 38.87	200m (8) 2:21.89 37.67	250m (8) 3:01.90 40.01	300m (5) 3:42.14 40.24	350m (6) 4:15.68 33.54
7	7	HAY Abby	UN-KY	0.72	4:49.00	11.27
50m (6) 30.19	100m (6) 1:04.84 34.65	150m (6) 1:42.51 37.67	200m (6) 2:18.95 36.44	250m (6) 3:00.37 41.42	300m (6) 3:42.39 42.02	350m (8) 4:16.88 34.49
8	1	TADDER Samantha	TIDEVA	0.68	4:49.45	11.72
50m (4) 30.17	100m (5) 1:04.82 34.65	150m (7) 1:43.54 38.72	200m (7) 2:21.09 37.55	250m (7) 3:01.37 40.28	300m (7) 3:42.42 41.05	350m (7) 4:16.26 33.84

Official Timekeeping by Omega





2021 TYR Pro Swim Series

Indianapolis

May 12 - 15

Event 116 14 MAY 2021 - 6:55 PM

Men's 400m Individual Medley

Final

Results

Event Number 16

	Record	Splits			Name	NAT Code	Location	Date
WR	4:03.84	54.92	1:56.49	3:07.05	PHELPS Michael	USA	Beijing (CHN)	10 AUG 2008
AR	4:03.84	54.92	1:56.49	3:07.05	PHELPS Michael	USA	Beijing (CHN)	10 AUG 2008
CR	4:08.92				KALISZ Chase	USA	Atlanta (USA)	1 JAN 2018
WJ	4:11.50				BORODIN Iliia	RUS	Kazan (RUS)	29 OCT 2020
OT	4:25.99				BEST TIME		omaha (USA)	

Final

Rank	Lane	Name	Club Code	R.T.	Time	Time Behind
1	4	DUBOIS Jack	UMIZ	0.70	4:30.04	
50m (=1) 28.01	100m (1) 1:00.23 32.22	150m (1) 1:36.97 36.74	200m (1) 2:12.01 35.04	250m (2) 2:50.81 38.80	300m (2) 3:30.09 39.28	350m (2) 4:01.16 31.07
						28.88
2	5	DEWITT Tristan	ISC	0.62	4:30.12	0.08
50m (=1) 28.01	100m (2) 1:00.52 32.51	150m (2) 1:37.26 36.74	200m (2) 2:13.17 35.91	250m (1) 2:49.97 36.80	300m (1) 3:28.69 38.72	350m (1) 4:00.97 32.28
						29.15

Final

Rank	Lane	Name	Club Code	R.T.	Time	Time Behind
1	5	ARROYO Jarod	UN-AZ	0.67	4:18.57	
50m (2) 26.73	100m (2) 57.73 31.00	150m (1) 1:31.65 33.92	200m (1) 2:05.50 33.85	250m (2) 2:41.59 36.09	300m (2) 3:18.09 36.50	350m (1) 3:49.01 30.92
						29.56
2	3	RUVALCABA CRUZ Hector	AGS	0.73	4:19.93	1.36
50m (4) 27.03	100m (3) 57.88 30.85	150m (3) 1:32.43 34.55	200m (3) 2:06.56 34.13	250m (3) 2:42.53 35.97	300m (3) 3:19.55 37.02	350m (3) 3:50.04 30.49
						29.89
3	4	SWANSON Charlie	CW	0.67	4:20.86	2.29
50m (1) 26.58	100m (1) 57.72 31.14	150m (2) 1:32.36 34.64	200m (2) 2:06.21 33.85	250m (1) 2:41.33 35.12	300m (1) 3:17.53 36.20	350m (2) 3:50.01 32.48
						30.85
4	2	ROBERTS Will	CW	0.65	4:23.65	5.08
50m (3) 27.01	100m (4) 57.91 30.90	150m (4) 1:32.66 34.75	200m (4) 2:07.33 34.67	250m (5) 2:45.09 37.76	300m (5) 3:24.31 39.22	350m (5) 3:54.36 30.05
						29.29
5	6	AMAN Caleb	UN-WI	0.67	4:24.27	5.70
50m (6) 27.86	100m (6) 1:00.57 32.71	150m (5) 1:34.08 33.51	200m (5) 2:07.34 33.26	250m (4) 2:44.43 37.09	300m (4) 3:22.16 37.73	350m (4) 3:53.71 31.55
						30.56
6	7	McDADE Ben	ISC	0.64	4:28.00	9.43
50m (8) 28.95	100m (8) 1:01.68 32.73	150m (7) 1:36.44 34.76	200m (6) 2:10.09 33.65	250m (7) 2:48.20 38.11	300m (6) 3:26.62 38.42	350m (6) 3:57.81 31.19
						30.19
7	1	KHOSLA Raunak	FMC	0.65	4:29.76	11.19
50m (5) 27.16	100m (5) 58.47 31.31	150m (6) 1:34.90 36.43	200m (7) 2:10.47 35.57	250m (6) 2:47.87 37.40	300m (7) 3:26.64 38.77	350m (7) 3:59.06 32.42
						30.70
8	8	FROASS Ansel	UN-MI	0.75	4:34.26	15.69
50m (7) 28.22	100m (7) 1:00.83 32.61	150m (8) 1:36.88 36.05	200m (8) 2:13.05 36.17	250m (8) 2:50.21 37.16	300m (8) 3:29.09 38.88	350m (8) 4:02.68 33.59
						31.58

Legend:

=	Equal rank	AR	American Record	CR	Championship Record	OT	Trials Cut
R.T.	Reaction Time	WJ	World Junior Record	WR	World Record		

Official Timekeeping by Omega





2021 TYR Pro Swim Series

Indianapolis

May 12 - 15

Event 117

14 MAY 2021 - 7:10 PM

Women's 100m Butterfly

Final

Results

Event Number 17

	Record	Split	Name	NAT Code	Location	Date
WR	55.48	26.01	SJOESTROEM Sarah	SWE	Rio de Janeiro (BRA)	7 AUG 2016
AR	55.98	26.39	VOLLMER Dana	USA	London (GBR)	29 JUL 2012
CR	56.38		SJOSTROM Sarah	SWE	Austin (USA)	1 JAN 2016
WJ	56.46	26.37	OLEKSIK Penny	USA	Rio de Janeiro (BRA)	7 AUG 2016
OT	1:00.69		BEST TIME		omaha (USA)	

Final

Rank	Lane	Name	Club Code	R.T.	50m	Time	Time Behind
1	4	ALBIERO Gabi	UN-KY	0.65	(4) 27.90	59.45 31.55	
2	7	BROWN Erika	TNAQ	0.70	(1) 27.35	59.53 32.18	0.08
3	2	CARTER Olivia	CW	0.56	(8) 28.37	59.54 31.17	0.09
4	1	HOWLEY Tess	LIAC	0.71	(3) 27.88	59.90 32.02	0.45
5	6	ULETT Tristen	UN-KY	0.72	(2) 27.84	1:00.02 32.18	0.57
6	5	KRAUS Alena	UN-KY	0.71	(5) 28.17	1:00.20 32.03	0.75
7	3	DEBEVER McKenna	TNAQ	0.69	(7) 28.36	1:00.40 32.04	0.95
8	8	HARTER Abby	UVA	0.72	(6) 28.30	1:00.78 32.48	1.33

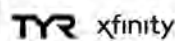
Final

Rank	Lane	Name	Club Code	R.T.	50m	Time	Time Behind
1	4	SMITH Regan	RIPT	0.70	(2) 26.94	57.68 30.74	
2	5	DAHLIA Kelsi	CARD	0.61	(4) 27.06	57.75 30.69	0.07
3	3	DOUGLASS Kate	UVA	0.57	(1) 26.75	57.76 31.01	0.08
4	2	NELSON Beata	WA	0.66	(3) 26.97	58.37 31.40	0.69
5	6	MACK Linnea	TE	0.71	(6) 27.23	58.48 31.25	0.80
6	8	OSMAN Farida	UN-VA	0.71	(5) 27.15	58.71 31.56	1.03
7	7	PASH Kelly	UN-IN	0.69	(8) 27.88	59.09 31.21	1.41
8	1	GINGRICH Leah	HURR	0.70	(7) 27.84	59.52 31.68	1.84

Legend:

AR	American Record	CR	Championship Record	OT	Trials Cut	R.T.	Reaction Time
WJ	World Junior Record	WR	World Record				

Official Timekeeping by Omega





2021 TYR Pro Swim Series

Indianapolis

May 12 - 15

Event 118

14 MAY 2021 - 7:19 PM

Men's 100m Butterfly

Final

Results

Event Number 18

	Record	Split	Name	NAT Code	Location	Date
WR	49.50	22.83	DRESSEL Caeleb	USA	Gwangju (KOR)	26 JUL 2019
AR	49.50	22.83	DRESSEL Caeleb	USA	Gwangju (KOR)	26 JUL 2019
CR	50.92		DRESSEL Caeleb	USA	Des Moines (USA)	6 MAR 2020
WJ	50.62	23.85	MILAK Kristof	HUN	Budapest (HUN)	29 JUL 2017
OT	54.19		BEST TIME		omaha (USA)	

Final

Rank	Lane	Name	Club Code	R.T.	50m	Time	Time Behind
1	8	CONGER Jack	UN-VA	0.67	(3) 24.77	52.79 28.02	
2	1	SCHOOLING Joe	UN-VA	0.63	(5) 24.80	52.93 28.13	0.14
3	4	BYBEE Cody	SUN	0.61	(7) 24.89	53.00 28.11	0.21
4	5	FARRIS Dean	VS	0.68	(1) 24.35	53.03 28.68	0.24
5	3	MARTINEZ Angel	AGS	0.68	(4) 24.78	53.09 28.31	0.30
6	7	LOWE Dalton	UN-KY	0.69	(6) 24.83	53.21 28.38	0.42
7	6	ALBIERO Nicolas	UN-KY	0.62	(8) 24.92	53.28 28.36	0.49
8	2	JOSA Matthew	UN-NC	0.63	(2) 24.75	53.70 28.95	0.91

Final

Rank	Lane	Name	Club Code	R.T.	50m	Time	Time Behind
1	4	ANDREW Michael	RPC-SI	0.68	(1) 23.38	50.80 27.42	CR
2	3	HARTING Zach	CARD	0.64	(7) 24.61	52.22 27.61	1.42
3	1	KOVAC Danny	UMIZ	0.64	(3) 24.26	52.26 28.00	1.46
4	5	CARLSON Evan	SUN	0.65	(2) 23.94	52.37 28.43	1.57
5	2	RAMADAN Youssef	UN-VA	0.60	(6) 24.54	52.51 27.97	1.71
6	8	AYAR Kaan	DM	0.58	(8) 24.67	52.72 28.05	1.92
7	6	SMACHLO Miles	CW	0.64	(5) 24.49	52.76 28.27	1.96
8	7	CARTER Dylan	TE	0.63	(4) 24.43	53.13 28.70	2.33

Legend:

AR American Record **CR** Championship Record **OT** Trials Cut **R.T.** Reaction Time
WJ World Junior Record **WR** World Record

Official Timekeeping by Omega





2021 TYR Pro Swim Series

Indianapolis

May 12 - 15

Event 19

15 MAY 2021 - 9:00 AM

Women's 100m Backstroke

Heats

Start List

Event Number 19

	Record	Split	Name	NAT Code	Location	Date
WR	57.57	27.74	SMITH Regan	USA	Gwangju (KOR)	28 JUL 2019
AR	57.57	27.74	SMITH Regan	USA	Gwangju (KOR)	28 JUL 2019
CR	58.18		SMITH Regan	USA	Des Moines (USA)	7 MAR 2020
WJ	57.57	27.74	SMITH Regan	USA	Gwangju (KOR)	28 JUL 2019
OT	1:02.69		BEST TIME		omaha (USA)	

Heat 1 of 5

Lane	Name	Club Code	Year of Birth	Entry Time	Time	Rank
3	STEPANEK Chloe	TAMU	2002	1:03.93		
4	McCOY Taylor	COUG	1999	1:03.47		
5	WILSON Kayla	TIDEVA	◆ 2004	1:03.87		

Heat 2 of 5

Lane	Name	Club Code	Year of Birth	Entry Time	Time	Rank
2	TUINMAN Sophia	CW	2002	1:03.03		
3	NOVELLINE Carly	WILD	◆ 2004	1:02.76		
4	FREED Anna	ISC	2002	1:02.61		
5	HOWLEY Tess	LIAC	◆ 2005	1:02.72		
6	HART Maddie	BSC	1998	1:02.85		
7	DEBEVER McKenna	TNAQ	1996	1:03.40		

Heat 3 of 5

Lane	Name	Club Code	Year of Birth	Entry Time	Time	Rank
1	SCHOBEL Marie	UN-NJ	2000	1:02.31		
2	CHUNG Casey	CW	2001	1:01.79		
3	WADDELL Tevyn	UN-MN	1998	1:01.11		
4	BILQUIST Amy	SAC	1997	59.64		
5	DELOOF Catie	CA-Y	1997	1:00.70		
6	GALYER Ali	CARD	1998	1:01.53		
7	MACK Linnea	TE	1995	1:02.03		
8	ARCILA HURTADO Isabella	MVN	1994	1:02.52		

Heat 4 of 5

Lane	Name	Club Code	Year of Birth	Entry Time	Time	Rank
1	JOHNSON Faith	RA	◆ 2004	1:02.26		
2	HETRICK Paige	UN-KY	2002	1:01.73		
3	NELSON Beata	WA	1998	1:01.05		
4	BACON Phoebe	UN-WI	2002	58.63		
5	DELOOF Ali	TNAQ	1994	1:00.08		
6	ULETT Tristen	UN-KY	2002	1:01.41		
7	TILTMANN Reilly	UVA	2003	1:01.94		
8	GMELICH Caroline	UVA	1999	1:02.51		

Official Timekeeping by Omega





2021 TYR Pro Swim Series

Indianapolis

May 12 - 15

Event 19

15 MAY 2021 - 9:00
AM

Women's 100m Backstroke

Heats

Start List

Event Number 19

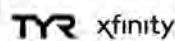
Heat 5 of 5

Lane	Name	Club Code	Year of Birth	Entry Time	Time	Rank
1	THOMPSON Sarah	UMIZ	1998	1:02.12		
2	LARA Krystal	PRVT	1998	1:01.71		
3	CRUSH Annabel	LAK	2002	1:00.74		
4	SMITH Regan	RIPT	2002	57.57		
5	GASTALDELLO Beryl	AGS	1995	1:00.07		
6	WANEZEK Maggie	EBSC	♦ 2005	1:01.22		
7	VENTER Mariella	CW	2000	1:01.87		
8	MURDOCK Justine	BBA	2003	1:02.35		

Legend:

AR American Record **CR** Championship Record **OT** Trials Cut **WJ** World Junior Record
WR World Record ♦ Junior swimmer

Official Timekeeping by Omega





2021 TYR Pro Swim Series

Indianapolis

May 12 - 15

Event 20

15 MAY 2021 - 9:12 AM

Men's 100m Backstroke

Heats

Start List

Event Number 20

	Record	Split	Name	NAT Code	Location	Date
WR	51.85	25.13	MURPHY Ryan	USA	Rio de Janeiro (BRA)	13 AUG 2016
AR	51.85	25.13	MURPHY Ryan	USA	Rio (BRA)	13 AUG 2016
CR	52.40		PLUMMER David	USA	Indianapolis (USA)	1 JAN 2016
WJ	52.53		KOLESNIKOV Kliment	RUS	Glasgow (GBR)	6 AUG 2018
OT	56.59		BEST TIME		omaha (USA)	

Heat 1 of 5

Lane	Name	Club Code	Year of Birth	Entry Time	Time	Rank
3	SWARTWOUT Billy	LIAC	2002	57.35		
4	ALARCON Greyson	UN-KY	2000	56.49		
5	DAHLGREN Jack	UMIZ	2000	57.10		
6	STUMP Zach	WAC	◆ 2004	57.43		

Heat 2 of 5

Lane	Name	Club Code	Year of Birth	Entry Time	Time	Rank
1	SEQUEIRA Aaron	CM	2001	56.44		
2	BARR Luke	ISWM	◆ 2003	56.32		
3	ROBROCK Kyle	TOPS	1993	56.26		
4	GERMONPREZ Nate	ISWM	◆ 2004	56.15		
5	RINCON Anthony	VS	2001	56.23		
6	PATTERSON Ryan	GWU	1999	56.30		
7	PINFOLD Brett	SHAC	1995	56.43		
8	COLIN John	DASH	1998	56.47		

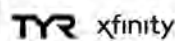
Heat 3 of 5

Lane	Name	Club Code	Year of Birth	Entry Time	Time	Rank
1	WEVER Jack	UN-KY	1999	55.83		
2	STEELE Jacob	ISC	1999	55.52		
3	SOFIANIDIS Nikos	UN-KY	1998	54.69		
4	GRANT Will	VS	2001	53.89		
5	DAVIS Wyatt	CSC	2001	54.14		
6	MODGLIN Will	ZSC	◆ 2004	55.04		
7	DEVINE Abrahm	TE	1996	55.56		
8	SONG Andy Xianyang	CAL	1998	56.08		

Heat 4 of 5

Lane	Name	Club Code	Year of Birth	Entry Time	Time	Rank
1	LE Paul	WOLF	1992	55.83		
2	BURNS Brendan	ISC	2001	55.51		
3	ALBIERO Nicolas	UN-KY	1999	54.64		
4	QUAH Zheng	CAL	1996	53.79		
5	CARTER Dylan	TE	1996	54.03		
6	DOLAN Jack	SUN	2000	54.84		
7	SALEEM Ziyad	SSTY	◆ 2003	55.54		
8	GLIESE Alex	WOLF	1997	55.98		

Official Timekeeping by Omega





2021 TYR Pro Swim Series

Indianapolis

May 12 - 15

Event 20

15 MAY 2021 - 9:12 AM

Men's 100m Backstroke

Heats

Start List

Event Number 20

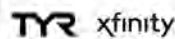
Heat 5 of 5

Lane	Name	Club Code	Year of Birth	Entry Time	Time	Rank
1	WATKINS Thomas	UN-OH	2000	55.64		
2	WHYTE Mitchell	UN-KY	2000	55.39		
3	ALEXANDER Nick	TRI	1998	54.36		
4	GREVERS Matt	UN-AZ	1985	52.75		
5	FARRIS Dean	VS	1997	53.93		
6	ARMSTRONG Hunter	UN-LE	2001	54.74		
7	KONDALSKI Rj	UN-OH	2000	55.52		
8	MICELI Mateo	ISWM	2002	55.97		

Legend:

AR American Record **CR** Championship Record **OT** Trials Cut **WJ** World Junior Record
WR World Record ♦ Junior swimmer

Official Timekeeping by Omega





2021 TYR Pro Swim Series

Indianapolis

May 12 - 15

Event 21

15 MAY 2021 - 9:24 AM

Women's 200m Breaststroke

Heats

Start List

Event Number 21

	Record	Splits		Name	NAT Code	Location	Date
WR	2:19.11	31.80	1:07.27	1:42.89	PEDERSEN Rikke	USA Barcelona (ESP)	1 AUG 2013
AR	2:19.59	32.49	1:08.10	1:43.95	SONI Rebecca	USA London (GBR)	2 AUG 2012
CR	2:20.77	33.08	1:08.87	1:44.90	LAZOR Annie	USA Bloomington (USA)	19 MAY 2019
WJ	2:19.64	32.10	1:07.59	1:43.52	GUNES Viktoria	TUR Singapore (SGP)	30 AUG 2015
OT	2:33.29				BEST TIME	omaha (USA)	

Heat 1 of 5

Lane	Name	Club Code	Year of Birth	Entry Time	Time	Rank
3	PANITZ Josie	UN-OH	2001	2:39.78		
4	WENTZEL Jordyn	AQJT	2000	2:38.03		
5	ROBERTS Liz	GAME	1988	2:38.51		

Heat 2 of 5

Lane	Name	Club Code	Year of Birth	Entry Time	Time	Rank
1	WHEELER Kaylee	UN-KY	2000	2:36.84		
2	HAY Abby	UN-KY	2001	2:34.37		
3	HART Carly	UN-MA	1998	2:34.02		
4	FARRINGTON Adeline	UN-KY	2001	2:32.89		
5	ANDERSON Olivia	AQJT	1997	2:33.54		
6	STEELE Taylor	GAME	2000	2:34.36		
7	THOMAS Lucy	EBSC	◆ 2005	2:36.69		

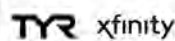
Heat 3 of 5

Lane	Name	Club Code	Year of Birth	Entry Time	Time	Rank
1	DONAN Claire	CW	2001	2:32.32		
2	HIGGS Albury	GAME	1999	2:30.50		
3	ANDREWS Ellie	WAC	2002	2:28.48		
4	ESCOBEDO Emily	COND	1995	2:22.00		
5	MORLEY Laura	ISC	1996	2:27.83		
6	FRIESEN Morgan	UN-KY	1999	2:29.78		
7	MATHEWS Janessa	UN-OH	2000	2:31.48		
8	DUARTE Mackenzie	COUG	1998	2:32.83		

Heat 4 of 5

Lane	Name	Club Code	Year of Birth	Entry Time	Time	Rank
1	LOOZE Mackenzie	ISC	2000	2:32.27		
2	JONES Kayla	UMIZ	1999	2:30.15		
3	NELSON Ella	UN-VA	2001	2:28.04		
4	GALAT Bethany	AGS	1995	2:21.84		
5	KEATING Anna	UVA	2002	2:26.90		
6	PEPLOWSKI Noelle	ISC	2000	2:29.48		
7	KOZELSKY Lindsey	UN-MN	1997	2:31.28		
8	TADDER Samantha	TIDEVA	2003	2:32.56		

Official Timekeeping by Omega





2021 TYR Pro Swim Series

Indianapolis

May 12 - 15

Event 21

15 MAY 2021 - 9:24 AM

Women's 200m Breaststroke

Heats

Start List

Event Number 21

Heat 5 of 5

Lane	Name	Club Code	Year of Birth	Entry Time	Time	Rank
1	STEWART Kate	KANS	2000	2:31.85		
2	BARKSDALE Emma	GAME	1997	2:29.90		
3	BERNHARDT Rachel	GAME	1995	2:27.97		
4	KING Lilly	ISC	1997	2:21.39		
5	TUCKER Miranda	UN-MI	1997	2:26.50		
6	DELESKE Nora	SUN	1999	2:28.67		
7	HIGGS Lilly	UNC	2000	2:31.23		
8	PHEE Jinq En	UN-IN	1997	2:32.38		

Legend:

AR American Record **CR** Championship Record **OT** Trials Cut **WJ** World Junior Record
WR World Record ♦ Junior swimmer

Official Timekeeping by Omega



2021 TYR Pro Swim Series

Indianapolis

May 12 - 15

Event 22

15 MAY 2021 - 9:42 AM

Men's 200m Breaststroke

Heats

Start List

Event Number 22

	Record	Splits		Name	NAT Code	Location	Date	
WR	2:06.12	29.73	1:02.22	1:34.23	CHUPKOV Anton	RUS	Gwangju (KOR)	26 JUL 2019
AR	2:07.17	29.21	1:01.67	1:34.19	PRENOT Josh	USA	Omaha, NE (USA)	30 JUN 2016
CR	2:08.95				WILSON Andrew	USA	Atlanta (USA)	1 JAN 2018
WJ	2:09.39				QIN Haiyang	CHN	Budapest (HUN)	27 JUL 2017
OT	2:17.89				BEST TIME		omaha (USA)	

Heat 1 of 4

Lane	Name	Club Code	Year of Birth	Entry Time	Time	Rank
2	DEVINE Abrahm	TE	1996	2:23.31		
3	HEAPHY John	UN-AZ	2000	2:18.46		
4	SEIDEL Max	TAC-NC	2001	2:17.89		
5	FROASS Ansel	UN-MI	2001	2:18.30		
6	RODARTE Luke	UN-CA	1998	2:21.27		

Heat 2 of 4

Lane	Name	Club Code	Year of Birth	Entry Time	Time	Rank
1	CONO Ben	GAME	1996	2:17.23		
2	CHRISTIANSON Tyler	IA	2001	2:15.79		
3	CHAVEZ Miguel	TE	1995	2:13.50		
4	SWANSON Charlie	CW	1998	2:11.88		
5	EVDOKIMOV Alex	PRVT	1996	2:12.33		
6	PUENTE BUSTAMANTE Andres	TAMU	2001	2:13.99		
7	KHOSLA Raunak	FMC	2000	2:16.55		
8	YANG Calvin	CRIM	1999	2:17.56		

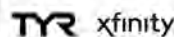

Heat 3 of 4

Lane	Name	Club Code	Year of Birth	Entry Time	Time	Rank
1	AMAN Caleb	UN-WI	2000	2:17.14		
2	COOK Jon	ALTO	2000	2:15.77		
3	BORNSTEIN Aj	CW	2000	2:13.30		
4	McKEE Anton	UN-VA	1993	2:10.32		
5	CASTILLO LUNA Mauro	AGS	1995	2:12.21		
6	AL-WIR Amro	UN-FL	2001	2:13.67		
7	EL KAMASH Youssef	ISC	1995	2:16.34		
8	MODGLIN Coleman	ZSC	2001	2:17.48		

Heat 4 of 4

Lane	Name	Club Code	Year of Birth	Entry Time	Time	Rank
1	DEWITT Tristan	ISC	2001	2:16.72		
2	RUTTER Jonathan	UN-VA	1996	2:14.35		
3	REICH Maxwell	ISC	2002	2:13.02		
4	MATHENY Josh	PEAQ	2002	2:09.40		
5	COPE Tommy	CW	1997	2:12.14		
6	MURILLO Jorge	TAC-NC	1991	2:13.59		
7	KREILEY Aidan	UN-KY	2002	2:16.21		
8	YEP Jassen	ISC	2002	2:17.25		

Official Timekeeping by Omega





2021 TYR Pro Swim Series

Indianapolis

May 12 - 15

Event 22

15 MAY 2021 - 9:42 AM

Men's 200m Breaststroke

Heats

Start List

Event Number 22

Legend:

AR	American Record	CR	Championship Record	OT	Trials Cut	WJ	World Junior Record
WR	World Record						

Official Timekeeping by Omega





2021 TYR Pro Swim Series

Indianapolis

May 12 - 15

Event 23

15 MAY 2021 - 9:55 AM

Women's 50m Freestyle

Heats

Start List

Event Number 23

	Record	Name	NAT Code	Location	Date
WR	23.67	SJOESTROEM Sarah	SWE	Budapest (HUN)	29 JUL 2017
AR	23.97	MANUEL Simone	USA	Budapest (HUN)	30 JUL 2017
CR	24.17	SJOSTROM Sarah	SWE	Austin (USA)	1 JAN 2016
WJ	24.33	IKEE Rikako	JPN	Tokyo (JPN)	15 SEP 2017
OT	25.99	BEST TIME		omaha (USA)	

Heat 1 of 6

Lane	Name	Club Code	Year of Birth	Entry Time	Time	Rank
4	MADDEN Paige	UVA	1998	27.77		
5	MURDOCK Justine	BBA	2003	27.98		

Heat 2 of 6

Lane	Name	Club Code	Year of Birth	Entry Time	Time	Rank
2	STEGE Rachel	FMC	2003	27.38		
3	GMELICH Caroline	UVA	1999	26.50		
4	TILTMANN Reilly	UVA	2003	26.41		
5	KRAUS Alena	UN-KY	1999	26.45		
6	RUSSO Catherine	UN-OH	2002	26.57		
7	WHEELER Kaylee	UN-KY	2000	27.40		

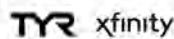
Heat 3 of 6

Lane	Name	Club Code	Year of Birth	Entry Time	Time	Rank
1	DELOOF Gabby	CW	1996	26.15		
2	THOMPSON Sarah	UMIZ	1998	26.02		
3	WILSON Kayla	TIDEVA	◆ 2004	25.98		
4	REGENAUER Christiana	UN-KY	2001	25.96		
5	EIBER Laurel	ISC	1998	25.97		
6	ZENICK Kitkat	UN-OH	2001	26.00		
7	STEPANEK Chloe	TAMU	2002	26.13		
8	WANEZEK Maggie	EBSC	◆ 2005	26.33		

Heat 4 of 6

Lane	Name	Club Code	Year of Birth	Entry Time	Time	Rank
1	COOKE Maddie	UN-MA	1998	25.75		
2	SPADONI Marina	UN-FL	1993	25.68		
3	ARCILA HURTADO Isabella	MVN	1994	25.40		
4	MACK Linnea	TE	1995	24.85		
5	DOUGLASS Kate	UVA	2001	24.99		
6	SCHMITT Allison	SUN	1990	25.54		
7	BILQUIST Amy	SAC	1997	25.73		
8	HALL Madie	RIPT	2003	25.93		

Official Timekeeping by Omega





2021 TYR Pro Swim Series

Indianapolis

May 12 - 15

Event 23

15 MAY 2021 - 9:55 AM

Women's 50m Freestyle

Heats

Start List

Event Number 23

Heat 5 of 6

Lane	Name	Club Code	Year of Birth	Entry Time	Time	Rank
1	STONE McKenna	FMC	2003	25.74		
2	TURAK Ashley	ISC	2000	25.64		
3	FANZ Casey	CARD	1998	25.27		
4	DELOOF Catie	CA-Y	1997	24.73		
5	OSMAN Farida	UN-VA	1995	24.97		
6	NOVELLINE Carly	WILD	♦ 2004	25.46		
7	PAEGLE Kristina	ISC	♦ 2004	25.72		
8	DELGADO Anicka	UN-CA	2002	25.91		

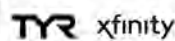
Heat 6 of 6

Lane	Name	Club Code	Year of Birth	Entry Time	Time	Rank
1	ULETT Tristen	UN-KY	2002	25.73		
2	DELOOF Ali	TNAQ	1994	25.60		
3	DAHLIA Kelsi	CARD	1994	25.00		
4	BROWN Erika	TNAQ	1998	24.57		
5	COMERFORD Mallory	CARD	1997	24.89		
6	ALBIERO Gabi	UN-KY	2002	25.45		
7	WELCH Ella	CARD	♦ 2004	25.69		
8	PETRAK Taylor	UN-OH	1999	25.86		

Legend:

AR American Record CR Championship Record OT Trials Cut WJ World Junior Record
 WR World Record ♦ Junior swimmer

Official Timekeeping by Omega





2021 TYR Pro Swim Series

Indianapolis

May 12 - 15

Event 24

15 MAY 2021 - 10:05 AM

Men's 50m Freestyle

Heats

Start List

Event Number 24

	Record	Name	NAT Code	Location	Date
WR	20.91	CIELO FILHO Cesar	BRA	Sao Paulo (BRA)	18 DEC 2009
AR	21.04	DRESSEL Caeleb	USA	Budapest (HUN)	27 JUL 2017
CR	21.51	DRESSEL Caeleb	USA	Des Moines (USA)	7 MAR 2020
WJ	21.75	ANDREW Michael	USA	Indianapolis (USA)	25 AUG 2017
OT	23.19	BEST TIME		omaha (USA)	

Heat 1 of 6

Lane	Name	Club Code	Year of Birth	Entry Time	Time	Rank
3	GONZALEZ MEDINA Mateo	AGS	1996	24.65		
4	LOWE Dalton	UN-KY	2002	23.45		
5	AL-YAMANI Mokhtar	CW	1997	23.70		

Heat 2 of 6

Lane	Name	Club Code	Year of Birth	Entry Time	Time	Rank
1	AYAR Kaan	DM	1995	23.35		
2	RICHARDSON Steven	UN-GU	1995	23.32		
3	CHAN Will	CW	1999	23.18		
4	BYBEE Cody	SUN	1999	23.14		
5	EASTMAN Michael	UN-KY	2000	23.18		
6	HARTING Zach	CARD	1997	23.31		
7	COLIN John	DASH	1998	23.32		

Heat 3 of 6

Lane	Name	Club Code	Year of Birth	Entry Time	Time	Rank
1	EIBER Griffin	ISC	1998	23.12		
2	CUMMINGS Tanner	UN-KY	1999	23.06		
3	RAMIREZ Daniel	WASC	1992	23.00		
4	KHNYKIN Oleksii	SPA	1999	22.95		
5	SWIFT Carter	SUN	1998	22.97		
6	CARLSON Evan	SUN	1999	23.05		
7	HAMBLIN Brandon	ISC	1999	23.12		
8	IGA Jorge	UN-AZ	1997	23.12		

Heat 4 of 6

Lane	Name	Club Code	Year of Birth	Entry Time	Time	Rank
1	BOYLE Connor	FMC	2002	22.83		
2	LILE Nathan	GAME	1994	22.56		
3	ELARABY Abdelrahman	UN-KY	2000	22.14		
4	APPLE Zach	MVN	1997	21.81		
5	CHADWICK Michael	NCAC	1995	21.95		
6	CONGER Jack	UN-VA	1994	22.41		
7	BROWNSTEAD Matt	UVA	2002	22.65		
8	RAMADAN Youssef	UN-VA	2002	22.92		

Official Timekeeping by Omega





2021 TYR Pro Swim Series

Indianapolis

May 12 - 15

Event 24

15 MAY 2021 - 10:05 AM

Men's 50m Freestyle

Heats

Start List

Event Number 24

Heat 5 of 6

Lane	Name	Club Code	Year of Birth	Entry Time	Time	Rank
1	PEEL Cam	UN-MI	2000	22.74		
2	BRATANOV Koko	TAMU	2000	22.54		
3	PIERONI Blake	SAND	1995	22.03		
4	HELD Ryan	NYAC	1995	21.62		
5	KHALAFALLA Ali	MVN	1996	21.94		
6	MESTRE Alberto	UN-FG	1999	22.40		
7	ARMSTRONG Hunter	UN-LE	2001	22.57		
8	BARR Luke	ISWM	♦ 2003	22.91		

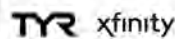
Heat 6 of 6

Lane	Name	Club Code	Year of Birth	Entry Time	Time	Rank
1	ERVIN Anthony	TE	1981	22.68		
2	ROBROCK Kyle	TOPS	1993	22.53		
3	BECKER Bowe	SAND	1997	22.00		
4	ANDREW Michael	RPC-SI	1999	21.62		
5	ADRIAN Nathan	UN-PC	1988	21.87		
6	LAMB August	UVA	2000	22.23		
7	FRANZMAN Jack	ISC	1999	22.56		
8	JOSA Matthew	UN-NC	1995	22.86		

Legend:

AR American Record CR Championship Record OT Trials Cut WJ World Junior Record
 WR World Record ♦ Junior swimmer

Official Timekeeping by Omega





2021 TYR Pro Swim Series

Indianapolis

May 12 - 15

Event 25

15 MAY 2021 - 10:13 AM

Women's 200m Individual Medley

Heats

Start List

Event Number 25

	Record	Splits			Name	NAT Code	Location	Date
WR	2:06.12	27.30	58.94	1:35.64	HOSSZU Katinka	HUN	Kazan (RUS)	3 AUG 2015
AR	2:06.15	27.72	59.24	1:36.31	KUKORS Ariana	USA	Roma (ITA)	27 JUL 2009
CR	2:08.66	28.14	1:00.96	1:38.55	HOSSZU Katinka	HUN	Charlotte, Nc (USA)	17 MAY 2015
WJ	2:09.98				IKEE Rikako	JPN	Tokyo (JPN)	29 JAN 2017
OT	2:17.39				BEST TIME		omaha (USA)	

Heat 1 of 5

Lane	Name	Club Code	Year of Birth	Entry Time	Time	Rank
2	FARRINGTON Adeline	UN-KY	2001	2:22.96		
3	PANITZ Josie	UN-OH	2001	2:21.65		
4	ANDREWS Ellie	WAC	2002	2:19.37		
5	McCOY Taylor	COUG	1999	2:20.83		
6	TUINMAN Sophia	CW	2002	2:22.50		

Heat 2 of 5

Lane	Name	Club Code	Year of Birth	Entry Time	Time	Rank
1	GINGRICH Leah	HURR	1990	2:19.02		
2	DONAN Claire	CW	2001	2:18.74		
3	BARON Sam	UCLA	2002	2:17.78		
4	TADDER Samantha	TIDEVA	2003	2:17.17		
5	WADDELL Tevyn	UN-MN	1998	2:17.68		
6	McCORMICK Paige	UN-KY	2002	2:18.45		
7	HARTER Abby	UVA	2002	2:18.86		
8	LOONEY Lindsay	SUN	2001	2:19.19		

Heat 3 of 5

Lane	Name	Club Code	Year of Birth	Entry Time	Time	Rank
1	HAY Abby	UN-KY	2001	2:16.71		
2	DEBEVER McKenna	TNAQ	1996	2:15.48		
3	PASH Kelly	UN-IN	2001	2:14.00		
4	DOUGLASS Kate	UVA	2001	2:12.11		
5	FLICKINGER Hali	SUN	1994	2:13.31		
6	NELSON Ella	UN-VA	2001	2:15.08		
7	NERO Bailey	NCAC	1997	2:16.27		
8	TRACE Katie	UN-OH	1999	2:16.92		

Heat 4 of 5

Lane	Name	Club Code	Year of Birth	Entry Time	Time	Rank
1	McHUGH Ally	WA	1997	2:16.59		
2	CARTER Olivia	CW	2000	2:15.47		
3	HOOK Charlotte	TAC-NC	♦ 2004	2:13.67		
4	BARKSDALE Emma	GAME	1997	2:11.97		
5	SMITH Leah	UN-AZ	1995	2:13.13		
6	BACON Phoebe	UN-WI	2002	2:14.51		
7	ULETT Tristen	UN-KY	2002	2:15.97		
8	DUNN Diana	UN-KY	2000	2:16.91		

Official Timekeeping by Omega





2021 TYR Pro Swim Series

Indianapolis

May 12 - 15

Event 25

15 MAY 2021 - 10:13
AM

Women's 200m Individual Medley

Heats

Start List

Event Number 25

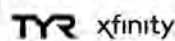
Heat 5 of 5

Lane	Name	Club Code	Year of Birth	Entry Time	Time	Rank
1	LOOZE Mackenzie	ISC	2000	2:16.27		
2	ACKERMAN Kathryn	CW	2002	2:15.18		
3	NELSON Beata	WA	1998	2:13.37		
4	WALSH Alex	UN-VA	2001	2:09.01		
5	HAYES Leah	TIDEIL	♦ 2005	2:13.06		
6	GONZALEZ-HERMOSILLO Monika	AGS	1995	2:14.16		
7	QUAH Jing	TAMU	2000	2:15.88		
8	SUMIDA Duda	UN-KY	2001	2:16.72		

Legend:

AR American Record **CR** Championship Record **OT** Trials Cut **WJ** World Junior Record
WR World Record ♦ Junior swimmer

Official Timekeeping by Omega





2021 TYR Pro Swim Series

Indianapolis

May 12 - 15

Event 26

15 MAY 2021 - 10:30 AM

Men's 200m Individual Medley

Heats

Start List

Event Number 26

	Record	Splits			Name	NAT Code	Location	Date
WR	1:54.00	24.89	53.48	1:26.51	LOCHTE Ryan	USA	Shanghai (CHN)	28 JUL 2011
AR	1:54.00	24.89	53.48	1:26.51	LOCHTE Ryan	USA	Shanghai (CHN)	28 JUL 2011
CR	1:56.32				PHELPS Michael	USA	Indianapolis (USA)	1 JAN 2012
WJ	1:57.06	25.21	55.79	1:28.93	QIN Haiyang	CHN	Budapest (HUN)	27 JUL 2017
OT	2:04.09				BEST TIME		omaha (USA)	

Heat 1 of 5

Lane	Name	Club Code	Year of Birth	Entry Time	Time	Rank
3	WEVER Jack	UN-KY	1999	2:14.60		
4	GRAY Andrew	SUN	2001	2:09.78		
5	PAULSON Colton	UN-KY	2000	2:10.44		

Heat 2 of 5

Lane	Name	Club Code	Year of Birth	Entry Time	Time	Rank
1	HILL Julian	SUN	2000	2:09.50		
2	SEIDEL Max	TAC-NC	2001	2:07.62		
3	MATHENY Josh	PEAQ	2002	2:06.78		
4	LE Paul	WOLF	1992	2:04.45		
5	MATHIAS Van	ISC	2000	2:04.51		
6	COLSON Alexander	SUN	2001	2:07.47		
7	CALLAN Patrick	CW	1999	2:08.36		

Heat 3 of 5

Lane	Name	Club Code	Year of Birth	Entry Time	Time	Rank
1	HARTING Zach	CARD	1997	2:03.91		
2	CHRISTIANSON Tyler	IA	2001	2:03.16		
3	SZABO Norbert	UN-FG	1996	2:01.56		
4	STEWART Sam	YHF	1997	1:57.76		
5	HOUSE Grant	SUN	1998	2:00.78		
6	LEBED Alexander	UN-VA	1996	2:02.32		
7	AMAN Caleb	UN-WI	2000	2:03.76		
8	FERS ERZEN Anze	DASH	1999	2:04.16		

Heat 4 of 5

Lane	Name	Club Code	Year of Birth	Entry Time	Time	Rank
1	DEWITT Tristan	ISC	2001	2:03.85		
2	PONE Emils	GWU	1997	2:03.13		
3	KHOSLA Raunak	FMC	2000	2:01.53		
4	DEVINE Abrahm	TE	1996	1:57.66		
5	COPE Tommy	CW	1997	2:00.40		
6	KOVAC Danny	UMIZ	2000	2:02.03		
7	VANDEBROOK Thomas	ISC	1998	2:03.63		
8	RUVALCABA CRUZ Hector	AGS	1997	2:04.06		

Official Timekeeping by Omega





2021 TYR Pro Swim Series

Indianapolis

May 12 - 15

Event 26

15 MAY 2021 - 10:30 AM

Men's 200m Individual Medley

Heats

Start List

Event Number 26

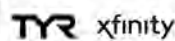
Heat 5 of 5

Lane	Name	Club Code	Year of Birth	Entry Time	Time	Rank
1	FROASS Ansel	UN-MI	2001	2:03.84		
2	MUHAMMAD Kamal	UN-CA	♦ 2003	2:02.81		
3	ARROYO Jarod	UN-AZ	2001	2:00.91		
4	ANDREW Michael	RPC-SI	1999	1:56.83		
5	SCHOOLING Joe	UN-VA	1995	2:00.23		
6	MARTINEZ Angel	AGS	1997	2:01.70		
7	MODGLIN Will	ZSC	♦ 2004	2:03.16		
8	BRATANOV Koko	TAMU	2000	2:03.91		

Legend:

AR American Record **CR** Championship Record **OT** Trials Cut **WJ** World Junior Record
WR World Record ♦ Junior swimmer

Official Timekeeping by Omega





2021 TYR Pro Swim Series

Indianapolis

May 12 - 15

Event 27

15 MAY 2021 - 10:46 AM

Women's 800m Freestyle

Slowest Heats

Start List

Event Number 27

	Record	Splits			Name	NAT Code	Location	Date
WR	8:04.79	57.98	1:59.42	4:01.98	LEDECKY Katie	USA	Rio de Janeiro (BRA)	12 AUG 2016
AR	8:04.79	57.98	1:59.42	4:01.98	LEDECKY Katie	USA	Rio (BRA)	12 AUG 2016
CR	8:06.68	58.82	2:00.20	4:03.22	LEDECKY Katie	USA	Austin, TX (USA)	17 JAN 2016
WJ	8:11.00	59.44	2:01.48	4:05.70	LEDECKY Katie	USA	Shenandoah (USA)	19 JUN 2014
OT	8:48.09				BEST TIME		omaha (USA)	

Heat 1 of 1

Lane	Name	Club Code	Year of Birth	Entry Time	Time	Rank
1	KILGALLON Abigail	UN-MN	1999	8:50.11		
2	KARRAS Sophia	LIAC	2003	8:48.20		
3	STONEBURG Blair	TCA	♦ 2004	8:45.23		
4	MEITZ Kaersten	BA	1995	8:31.52		
5	GORMSEN Cavan	LIAC	♦ 2005	8:40.00		
6	WILLIAMS Liberty	UN-KY	2001	8:47.39		
7	ARZAVE Juli	UN-SI	2001	8:49.63		

Legend:

AR American Record **CR** Championship Record **OT** Trials Cut **WJ** World Junior Record
WR World Record ♦ Junior swimmer

Official Timekeeping by Omega





2021 TYR Pro Swim Series

Indianapolis

May 12 - 15

Event 28

15 MAY 2021 - 10:55 AM

Men's 800m Freestyle

Slowest Heats

Start List

Event Number 28

	Record	Splits			Name	NAT Code	Location	Date
WR	7:32.12	55.20	1:52.55	3:46.79	ZHANG Lin	CHN	Rome (ITA)	29 JUL 2009
AR	7:43.60	56.98	1:56.76	3:52.80	McBROOM Michael	USA	Barcelona (ESP)	31 JUL 2013
CR	7:49.96				McBROOM Michael	USA	Santa Clara (USA)	1 JAN 2014
WJ	7:45.67	55.75	1:53.99	3:52.05	BEST TIME		Dubai (UAE)	28 AUG 2013
OT	8:12.99				BEST TIME		omaha (USA)	

Heat 1 of 2

Lane	Name	Club Code	Year of Birth	Entry Time	Time	Rank
1	FREEMAN James	UN-MN	2001	8:07.67		
2	CURLEY Hayden	UN-KY	1999	8:04.06		
3	WIESER Chris	DART	1995	8:01.98		
4	MITCHELL Jake	CSC	2001	7:54.70		
5	CALVILLO Mikey	ISC	2000	8:01.14		
6	ROBERTS Will	CW	1999	8:02.98		
7	PORGES Dylan	TAC-NC	2000	8:06.61		
8	SMITH T C	UN-KY	1999	8:09.38		

Heat 2 of 2

Lane	Name	Club Code	Year of Birth	Entry Time	Time	Rank
2	GRAY Andrew	SUN	2001	8:15.10		
3	WILLIAMS Jude	UN-WI	2001	8:11.90		
4	McDADE Ben	ISC	1999	8:10.19		
5	CLARK Charlie	OSU	2002	8:11.86		
6	DANNHAUSER Josh	UN-WI	1998	8:13.57		
7	DUBOIS Jack	UMIZ	1999	8:31.34		

Legend:

AR American Record **CR** Championship Record **OT** Trials Cut **WJ** World Junior Record
WR World Record

Official Timekeeping by Omega





2021 TYR Pro Swim Series

Indianapolis

May 12 - 15

Event 19

15 MAY 2021 - 9:00 AM

Women's 100m Backstroke

Heats

Results Summary

Event Number 19

	Record	Split	Name	NAT Code	Location	Date
WR	57.57	27.74	SMITH Regan	USA	Gwangju (KOR)	28 JUL 2019
AR	57.57	27.74	SMITH Regan	USA	Gwangju (KOR)	28 JUL 2019
CR	58.18		SMITH Regan	USA	Des Moines (USA)	7 MAR 2020
WJ	57.57	27.74	SMITH Regan	USA	Gwangju (KOR)	28 JUL 2019
OT	1:02.69		BEST TIME		omaha (USA)	

Rank	Heat	Lane	Name	Club Code	Year of Birth	R.T.	50m	Time	Time Behind
1	5	4	SMITH Regan	RIPT	2002	0.57	28.31	58.81 30.50	A
2	3	5	DELOOF Catie	CA-Y	1997	0.60	29.67	1:00.64 30.97	1.83 A
3	3	4	BILQUIST Amy	SAC	1997	0.61	29.46	1:00.67 31.21	1.86 A
4	4	4	BACON Phoebe	UN-WI	2002	0.60	29.43	1:00.82 31.39	2.01 A
5	3	7	MACK Linnea	TE	1995	0.58	29.83	1:00.96 31.13	2.15 A
6	4	5	DELOOF Ali	TNAQ	1994	0.66	29.76	1:01.25 31.49	2.44 A
7	5	7	VENTER Mariella	CW	2000	0.67	29.75	1:01.67 31.92	2.86 A
8	5	5	GASTALDELLO Beryl	AGS	1995	0.58	29.65	1:01.89 32.24	3.08 A
9	4	2	HETRICK Paige	UN-KY	2002	0.61	29.98	1:01.94 31.96	3.13 B
10	5	8	MURDOCK Justine	BBA	2003	0.58	30.61	1:02.14 31.53	3.33 B
11	5	6	WANEZEK Maggie	EBSC	◆ 2005	0.60	30.46	1:02.37 31.91	3.56 B
12	4	7	TILTMANN Reilly	UVA	2003	0.61	30.56	1:02.56 32.00	3.75 B
13	5	3	CRUSH Annabel	LAK	2002	0.63	30.11	1:02.57 32.46	3.76 B
14	1	3	STEPANEK Chloe	TAMU	2002	0.60	30.37	1:02.89 32.52	4.08 B
15	4	8	GMELICH Caroline	UVA	1999	0.55	30.28	1:02.99 32.71	4.18 B
16	1	5	WILSON Kayla	TIDEVA	◆ 2004	0.62	30.72	1:03.06 32.34	4.25 B
17	4	6	ULETT Tristen	UN-KY	2002	0.62	30.49	1:03.07 32.58	4.26 R
18	3	1	SCHOBEL Marie	UN-NJ	2000	0.54	30.81	1:03.10 32.29	4.29 R
19	2	3	NOVELLINE Carly	WILD	◆ 2004	0.56	30.62	1:03.16 32.54	4.35
20	2	5	HOWLEY Tess	LIAC	◆ 2005	0.61	31.03	1:03.23 32.20	4.42
21	5	1	THOMPSON Sarah	UMIZ	1998	0.60	30.40	1:03.25 32.85	4.44
22	1	4	McCOY Taylor	COUG	1999	0.58	30.87	1:03.34 32.47	4.53
23	4	1	JOHNSON Faith	RA	◆ 2004	0.62	30.47	1:03.51 33.04	4.70

Official Timekeeping by Omega





2021 TYR Pro Swim Series

Indianapolis

May 12 - 15

Event 19

15 MAY 2021 - 9:00 AM

Women's 100m Backstroke

Heats

Results Summary

Event Number 19

Rank	Heat	Lane	Name	Club Code	Year of Birth	R.T.	50m	Time	Time Behind
24	3	2	CHUNG Casey	CW	2001	0.64	31.04	1:03.73 32.69	4.92
25	2	2	TUINMAN Sophia	CW	2002	0.59	31.17	1:03.83 32.66	5.02
26	3	6	GALYER Ali	CARD	1998	0.63	31.23	1:04.22 32.99	5.41
27	5	2	LARA Krystal	PRVT	1998	0.52	30.60	1:04.32 33.72	5.51
28	2	4	FREED Anna	ISC	2002	0.69	31.39	1:04.70 33.31	5.89
29	2	6	HART Maddie	BSC	1998	0.56	32.19	1:05.94 33.75	7.13
	2	7	DEBEVER McKenna	TNAQ	1996			DNS	
	3	3	WADDELL Tevyn	UN-MN	1998			DNS	
	3	8	ARCILA HURTADO Isabella	MVN	1994			DNS	
	4	3	NELSON Beata	WA	1998			DNS	

Legend:							
A	Qualified for final A	AR	American Record	B	Qualified for final B	CR	Championship Record
DNS	Did Not Start	OT	Trials Cut	R	Reserve swimmer	R.T.	Reaction Time
WJ	World Junior Record	WR	World Record	♦	Junior swimmer		

Official Timekeeping by Omega





2021 TYR Pro Swim Series

Indianapolis

May 12 - 15

Event 20

15 MAY 2021 - 9:12 AM

Men's 100m Backstroke

Heats

Results Summary

Event Number 20

	Record	Split	Name	NAT Code	Location	Date
WR	51.85	25.13	MURPHY Ryan	USA	Rio de Janeiro (BRA)	13 AUG 2016
AR	51.85	25.13	MURPHY Ryan	USA	Rio (BRA)	13 AUG 2016
CR	52.40		PLUMMER David	USA	Indianapolis (USA)	1 JAN 2016
WJ	52.53		KOLESNIKOV Kliment	RUS	Glasgow (GBR)	6 AUG 2018
OT	56.59		BEST TIME		omaha (USA)	

Rank	Heat	Lane	Name	Club Code	Year of Birth	R.T.	50m	Time	Time Behind
1	5	6	ARMSTRONG Hunter	UN-LE	2001	0.58	26.80	54.46 27.66	A
2	5	4	GREVERS Matt	UN-AZ	1985	0.63	26.72	54.73 28.01	0.27 A
3	5	5	FARRIS Dean	VS	1997	0.58	26.38	54.82 28.44	0.36 A
4	3	4	GRANT Will	VS	2001	0.55	26.60	54.96 28.36	0.50 A
5	3	1	WEVER Jack	UN-KY	1999	0.57	26.90	55.20 28.30	0.74 A
6	4	5	CARTER Dylan	TE	1996	0.54	26.81	55.23 28.42	0.77 A
7	2	7	PINFOLD Brett	SHAC	1995	0.53	27.51	55.44 27.93	0.98 A
8	4	2	BURNS Brendan	ISC	2001	0.54	27.38	55.66 28.28	1.20 A
9	4	8	GLIESE Alex	WOLF	1997	0.54	26.60	55.72 29.12	1.26 B
10	4	1	LE Paul	WOLF	1992	0.55	26.91	55.73 28.82	1.27 B
=11	4	6	DOLAN Jack	SUN	2000	0.56	26.70	55.94 29.24	1.48 B
=11	4	7	SALEEM Ziyad	SSTY	◆ 2003	0.61	27.19	55.94 28.75	1.48 B
=11	5	3	ALEXANDER Nick	TRI	1998	0.55	27.05	55.94 28.89	1.48 B
14	4	3	ALBIERO Nicolas	UN-KY	1999	0.54	27.01	55.98 28.97	1.52 B
15	3	5	DAVIS Wyatt	CSC	2001	0.54	27.24	56.17 28.93	1.71 B
16	3	8	SONG Andy Xianyang	CAL	1998	0.58	27.35	56.22 28.87	1.76 B
17	3	3	SOFIANIDIS Nikos	UN-KY	1998	0.58	27.10	56.25 29.15	1.79 R
18	2	6	PATTERSON Ryan	GWU	1999	0.61	27.56	56.32 28.76	1.86 R
19	5	2	WHYTE Mitchell	UN-KY	2000	0.53	27.61	56.41 28.80	1.95
20	2	5	RINCON Anthony	VS	2001	0.53	27.16	56.45 29.29	1.99
21	5	7	KONDALSKI Rj	UN-OH	2000	0.56	27.18	56.57 29.39	2.11
22	5	1	WATKINS Thomas	UN-OH	2000	0.55	27.37	56.69 29.32	2.23
23	1	5	DAHLGREN Jack	UMIZ	2000	0.58	27.64	56.92 29.28	2.46

Official Timekeeping by Omega





2021 TYR Pro Swim Series

Indianapolis

May 12 - 15

Event 20

15 MAY 2021 - 9:12 AM

Men's 100m Backstroke

Heats

Results Summary

Event Number 20

Rank	Heat	Lane	Name	Club Code	Year of Birth	R.T.	50m	Time	Time Behind
=24	1	3	SWARTWOUT Billy	LIAC	2002	0.61	27.72	56.93 29.21	2.47
=24	2	4	GERMONPREZ Nate	ISWM	◆ 2004	0.61	27.62	56.93 29.31	2.47
26	3	6	MODGLIN Will	ZSC	◆ 2004	0.54	27.59	57.07 29.48	2.61
27	2	2	BARR Luke	ISWM	◆ 2003	0.54	27.56	57.09 29.53	2.63
28	2	1	SEQUEIRA Aaron	CM	2001	0.53	27.80	57.20 29.40	2.74
29	5	8	MICELI Mateo	ISWM	2002	0.58	27.37	57.27 29.90	2.81
30	1	4	ALARCON Greyson	UN-KY	2000	0.57	28.06	57.33 29.27	2.87
31	2	8	COLIN John	DASH	1998	0.55	27.32	57.41 30.09	2.95
32	3	2	STEELE Jacob	ISC	1999	0.51	27.92	57.95 30.03	3.49
33	1	6	STUMP Zach	WAC	◆ 2004	0.58	28.58	59.65 31.07	5.19
	2	3	ROBROCK Kyle	TOPS	1993			DNS	
	3	7	DEVINE Abrahm	TE	1996			DNS	
	4	4	QUAH Zheng	CAL	1996			DNS	

Legend:							
A	Qualified for final A	AR	American Record	B	Qualified for final B	CR	Championship Record
DNS	Did Not Start	OT	Trials Cut	R	Reserve swimmer	R.T.	Reaction Time
WJ	World Junior Record	WR	World Record	◆	Junior swimmer		

Official Timekeeping by Omega





2021 TYR Pro Swim Series

Indianapolis

May 12 - 15

Event 21

15 MAY 2021 - 9:24 AM

Women's 200m Breaststroke

Heats

Results Summary

Event Number 21

	Record	Splits			Name	NAT Code	Location	Date
WR	2:19.11	31.80	1:07.27	1:42.89	PEDERSEN Rikke	USA	Barcelona (ESP)	1 AUG 2013
AR	2:19.59	32.49	1:08.10	1:43.95	SONI Rebecca	USA	London (GBR)	2 AUG 2012
CR	2:20.77	33.08	1:08.87	1:44.90	LAZOR Annie	USA	Bloomington (USA)	19 MAY 2019
WJ	2:19.64	32.10	1:07.59	1:43.52	GUNES Viktoria	TUR	Singapore (SGP)	30 AUG 2015
OT	2:33.29				BEST TIME		omaha (USA)	

Rank	Heat	Lane	Name	Club Code	Year of Birth	R.T.	50m	100m	150m	Time	Time Behind
1	3	4	ESCOBEDO Emily	COND	1995	0.66	32.87	1:09.23 36.36	1:46.55 37.32	2:24.60	A
2	5	4	KING Lilly	ISC	1997	0.68	33.00	1:11.10 38.10	1:48.97 37.87	2:27.59	2.99 A
3	4	3	NELSON Ella	UN-VA	2001	0.66	34.55	1:11.96 37.41	1:49.99 38.03	2:28.68	4.08 A
4	4	4	GALAT Bethany	AGS	1995	0.64	34.02	1:11.92 37.90	1:50.28 38.36	2:29.86	5.26 A
5	3	5	MORLEY Laura	ISC	1996	0.71	34.97	1:13.20 38.23	1:51.65 38.45	2:30.87	6.27 A
6	2	5	ANDERSON Olivia	AQJT	1997	0.72	33.29	1:11.29 38.00	1:50.29 39.00	2:31.36	6.76 A
7	5	5	TUCKER Miranda	UN-MI	1997	0.68	34.57	1:13.50 38.93	1:53.05 39.55	2:32.23	7.63 A
8	3	6	FRIESEN Morgan	UN-KY	1999	0.71	34.79	1:13.50 38.71	1:52.59 39.09	2:32.68	8.08 A
9	4	8	TADDER Samantha	TIDEVA	2003	0.68	34.55	1:13.32 38.77	1:53.11 39.79	2:33.45	8.85 B
10	3	2	HIGGS Albury	GAME	1999	0.70	35.35	1:14.24 38.89	1:53.74 39.50	2:33.85	9.25 B
11	5	3	BERNHARDT Rachel	GAME	1995	0.72	34.80	1:13.94 39.14	1:53.49 39.55	2:34.10	9.50 B
12	4	7	KOZELSKY Lindsey	UN-MN	1997	0.72	33.62	1:12.05 38.43	1:52.48 40.43	2:34.37	9.77 B
13	2	4	FARRINGTON Adeline	UN-KY	2001	0.76	34.94	1:13.94 39.00	1:53.80 39.86	2:34.40	9.80 B
14	5	1	STEWART Kate	KANS	2000	0.70	35.50	1:14.79 39.29	1:54.07 39.28	2:34.41	9.81 B
15	5	7	HIGGS Lilly	UNC	2000	0.75	34.58	1:13.55 38.97	1:53.57 40.02	2:34.57	9.97 B
16	5	6	DELESKE Nora	SUN	1999	0.69	34.68	1:13.21 38.53	1:53.36 40.15	2:34.58	9.98 B
17	5	8	PHEE Jinq En	UN-IN	1997	0.74	34.95	1:13.88 38.93	1:54.58 40.70	2:34.69	10.09 R
18	4	1	LOOZE Mackenzie	ISC	2000	0.69	36.15	1:15.47 39.32	1:55.16 39.69	2:34.89	10.29 R
19	4	5	KEATING Anna	UVA	2002	0.69	35.04	1:14.44 39.40	1:54.45 40.01	2:35.30	10.70
20	5	2	BARKSDALE Emma	GAME	1997	0.57	35.64	1:14.80 39.16	1:55.01 40.21	2:35.85	11.25
21	3	3	ANDREWS Ellie	WAC	2002	0.66	34.84	1:13.85 39.01	1:54.39 40.54	2:36.37	11.77
22	4	6	PEPLOWSKI Noelle	ISC	2000	0.72	34.85	1:14.26 39.41	1:54.97 40.71	2:36.62	12.02
23	2	7	THOMAS Lucy	EBSC	♦ 2005	0.70	34.36	1:15.09 40.73	1:57.65 42.56	2:38.38	13.78

Official Timekeeping by Omega





2021 TYR Pro Swim Series

Indianapolis

May 12 - 15

Event 21

15 MAY 2021 - 9:24 AM

Women's 200m Breaststroke

Heats

Results Summary

Event Number 21

Rank	Heat	Lane	Name	Club Code	Year of Birth	R.T.	50m	100m	150m	Time	Time Behind
24	1	4	WENTZEL Jordyn	AQJT	2000	0.75	35.86	1:16.52	1:57.63	2:38.95	14.35
								40.66	41.11	41.32	
25	1	3	PANITZ Josie	UN-OH	2001	0.74	35.36	1:15.50	1:56.78	2:39.25	14.65
								40.14	41.28	42.47	
26	4	2	JONES Kayla	UMIZ	1999	0.65	36.73	1:17.12	1:58.02	2:39.45	14.85
								40.39	40.90	41.43	
27	2	3	HART Carly	UN-MA	1998	0.71	34.77	1:14.95	1:56.73	2:39.84	15.24
								40.18	41.78	43.11	
28	2	6	STEELE Taylor	GAME	2000	0.69	33.72	1:13.18	1:56.63	2:43.08	18.48
								39.46	43.45	46.45	
	1	5	ROBERTS Liz	GAME	1988					DNS	
	2	1	WHEELER Kaylee	UN-KY	2000					DNS	
	2	2	HAY Abby	UN-KY	2001					DNS	
	3	1	DONAN Claire	CW	2001					DNS	
	3	7	MATHEWS Janessa	UN-OH	2000					DNS	
	3	8	DUARTE Mackenzie	COUG	1998					DNS	

Legend:							
A	Qualified for final A	AR	American Record	B	Qualified for final B	CR	Championship Record
DNS	Did Not Start	OT	Trials Cut	R	Reserve swimmer	R.T.	Reaction Time
WJ	World Junior Record	WR	World Record	♦	Junior swimmer		

Official Timekeeping by Omega





2021 TYR Pro Swim Series

Indianapolis

May 12 - 15

Event 22

15 MAY 2021 - 9:42 AM

Men's 200m Breaststroke

Heats

Results Summary

Event Number 22

	Record	Splits			Name	NAT Code	Location	Date
WR	2:06.12	29.73	1:02.22	1:34.23	CHUPKOV Anton	RUS	Gwangju (KOR)	26 JUL 2019
AR	2:07.17	29.21	1:01.67	1:34.19	PRENOT Josh	USA	Omaha, NE (USA)	30 JUN 2016
CR	2:08.95				WILSON Andrew	USA	Atlanta (USA)	1 JAN 2018
WJ	2:09.39				QIN Haiyang	CHN	Budapest (HUN)	27 JUL 2017
OT	2:17.89				BEST TIME		omaha (USA)	

Rank	Heat	Lane	Name	Club Code	Year of Birth	R.T.	50m	100m	150m	Time	Time Behind
1	3	6	AL-WIR Amro	UN-FL	2001	0.75	29.91	1:03.44	1:37.87	2:12.40	A
							33.53	34.43	34.53		
2	2	3	CHAVEZ Miguel	TE	1995	0.65	30.79	1:04.27	1:38.92	2:14.50	2.10 A
							33.48	34.65	35.58		
3	3	4	McKEE Anton	UN-VA	1993	0.67	30.77	1:05.12	1:39.97	2:15.17	2.77 A
							34.35	34.85	35.20		
4	4	5	COPE Tommy	CW	1997	0.63	31.55	1:06.28	1:40.59	2:15.44	3.04 A
							34.73	34.31	34.85		
5	2	5	EVDOKIMOV Alex	PRVT	1996	0.71	30.72	1:05.38	1:40.39	2:15.52	3.12 A
							34.66	35.01	35.13		
6	3	8	MODGLIN Coleman	ZSC	2001	0.76	31.02	1:05.14	1:40.82	2:16.77	4.37 A
							34.12	35.68	35.95		
7	3	5	CASTILLO LUNA Mauro	AGS	1995	0.64	31.05	1:05.82	1:41.53	2:17.14	4.74 A
							34.77	35.71	35.61		
8	2	7	KHOSLA Raunak	FMC	2000	0.67	30.78	1:05.26	1:40.73	2:17.45	5.05 A
							34.48	35.47	36.72		
9	4	3	REICH Maxwell	ISC	2002	0.76	31.49	1:06.29	1:42.08	2:17.56	5.16 B
							34.80	35.79	35.48		
10	4	4	MATHENY Josh	PEAQ	2002	0.69	31.33	1:05.64	1:41.24	2:17.85	5.45 B
							34.31	35.60	36.61		
11	3	3	BORNSTEIN Aj	CW	2000	0.65	31.88	1:07.16	1:42.56	2:18.06	5.66 B
							35.28	35.40	35.50		
12	4	6	MURILLO Jorge	TAC-NC	1991	0.69	31.48	1:06.81	1:42.45	2:18.32	5.92 B
							35.33	35.64	35.87		
=13	2	2	CHRISTIANSON Tyler	IA	2001	0.60	30.89	1:05.47	1:41.32	2:18.37	5.97 B
							34.58	35.85	37.05		
=13	4	7	KREILEY Aidan	UN-KY	2002	0.70	31.26	1:06.66	1:42.46	2:18.37	5.97 B
							35.40	35.80	35.91		
15	3	2	COOK Jon	ALTO	2000	0.64	31.74	1:06.89	1:42.70	2:18.85	6.45 B
							35.15	35.81	36.15		
16	4	8	YEP Jassen	ISC	2002	0.64	31.42	1:06.60	1:42.39	2:19.08	6.68 B
							35.18	35.79	36.69		
17	2	6	PUENTE BUSTAMANTE Andres	TAMU	2001	0.69	30.80	1:05.77	1:42.31	2:19.80	7.40 R
							34.97	36.54	37.49		
18	1	5	FROASS Ansel	UN-MI	2001	0.77	31.55	1:06.68	1:43.05	2:20.47	8.07 R
							35.13	36.37	37.42		
19	1	3	HEAPHY John	UN-AZ	2000	0.68	30.57	1:05.17	1:41.92	2:20.67	8.27
							34.60	36.75	38.75		
20	2	4	SWANSON Charlie	CW	1998	0.69	30.95	1:06.06	1:42.75	2:20.69	8.29
							35.11	36.69	37.94		
21	3	1	AMAN Caleb	UN-WI	2000	0.71	32.44	1:08.76	1:44.91	2:20.84	8.44
							36.32	36.15	35.93		
22	1	6	RODARTE Luke	UN-CA	1998	0.73	30.62	1:06.58	1:43.82	2:21.97	9.57
							35.96	37.24	38.15		
23	3	7	EL KAMASH Youssef	ISC	1995	0.73	32.15	1:07.82	1:43.76	2:22.16	9.76
							35.67	35.94	38.40		

Official Timekeeping by Omega





2021 TYR Pro Swim Series

Indianapolis

May 12 - 15

Event 22

15 MAY 2021 - 9:42 AM

Men's 200m Breaststroke

Heats

Results Summary

Event Number 22

Rank	Heat	Lane	Name	Club Code	Year of Birth	R.T.	50m	100m	150m	Time	Time Behind
24	4	1	DEWITT Tristan	ISC	2001	0.66	32.11	1:08.14 36.03	1:45.65 37.51	2:22.67 37.02	10.27
25	2	1	CONO Ben	GAME	1996	0.75	31.35	1:06.61 35.26	1:43.87 37.26	2:22.92 39.05	10.52
26	2	8	YANG Calvin	CRIM	1999	0.65	32.53	1:08.47 35.94	1:45.27 36.80	2:23.44 38.17	11.04
		1	DEVINE Abraham	TE	1996					DNS	
		1	SEIDEL Max	TAC-NC	2001					DNS	
		4	RUTTER Jonathan	UN-VA	1996					DNS	

Legend:

A	Qualified for final A	AR	American Record	B	Qualified for final B	CR	Championship Record
DNS	Did Not Start	OT	Trials Cut	R	Reserve	R.T.	Reaction Time
WJ	World Junior Record	WR	World Record				

Official Timekeeping by Omega





2021 TYR Pro Swim Series

Indianapolis

May 12 - 15

Event 23

15 MAY 2021 - 9:55 AM

Women's 50m Freestyle

Heats

Results Summary

Event Number 23

	Record	Name	NAT Code	Location	Date
WR	23.67	SJOESTROEM Sarah	SWE	Budapest (HUN)	29 JUL 2017
AR	23.97	MANUEL Simone	USA	Budapest (HUN)	30 JUL 2017
CR	24.17	SJOSTROM Sarah	SWE	Austin (USA)	1 JAN 2016
WJ	24.33	IKEE Rikako	JPN	Tokyo (JPN)	15 SEP 2017
OT	25.99	BEST TIME		omaha (USA)	

Rank	Heat	Lane	Name	Club Code	Year of Birth	R.T.	Time	Time Behind
1	4	5	DOUGLASS Kate	UVA	2001	0.67	24.63	A
2	5	4	DELOOF Catie	CA-Y	1997	0.69	25.11	0.48 A
3	4	4	MACK Linnea	TE	1995	0.74	25.16	0.53 A
4	6	4	BROWN Erika	TNAQ	1998	0.70	25.23	0.60 A
5	6	3	DAHLIA Kelsi	CARD	1994	0.62	25.61	0.98 A
6	4	6	SCHMITT Allison	SUN	1990	0.70	25.68	1.05 A
7	6	6	ALBIERO Gabi	UN-KY	2002	0.65	25.73	1.10 A
8	5	3	FANZ Casey	CARD	1998	0.67	25.75	1.12 A
9	3	1	DELOOF Gabby	CW	1996	0.69	25.80	1.17 B
=10	4	1	COOKE Maddie	UN-MA	1998	0.62	25.90	1.27 B
=10	6	5	COMERFORD Mallory	CARD	1997	0.68	25.90	1.27 B
=12	5	1	STONE McKenna	FMC	2003	0.65	25.98	1.35 B
=12	5	2	TURAK Ashley	ISC	2000	0.68	25.98	1.35 B
14	5	8	DELGADO Anicka	UN-CA	2002	0.68	26.02	1.39 B
15	3	4	REGENAUER Christiana	UN-KY	2001	0.69	26.03	1.40 B
16	5	5	OSMAN Farida	UN-VA	1995	0.69	26.04	1.41 B
17	2	7	WHEELER Kaylee	UN-KY	2000	0.63	26.07	1.44 R
18	6	7	WELCH Ella	CARD	♦2004	0.63	26.08	1.45 R
19	6	8	PETRAK Taylor	UN-OH	1999	0.70	26.09	1.46
20	4	2	SPADONI Marina	UN-FL	1993	0.64	26.11	1.48
21	6	2	DELOOF Ali	TNAQ	1994	0.77	26.16	1.53
22	5	6	NOVELLINE Carly	WILD	♦2004	0.65	26.21	1.58
23	3	7	STEPANEK Chloe	UN-GU	2002	0.70	26.27	1.64
24	1	4	MADDEN Paige	UVA	1998	0.69	26.29	1.66
25	5	7	PAEGLE Kristina	ISC	♦2004	0.70	26.40	1.77
26	3	3	WILSON Kayla	TIDEVA	♦2004	0.70	26.44	1.81
27	2	5	KRAUS Alena	UN-KY	1999	0.71	26.45	1.82
28	3	6	ZENICK Kitkat	UN-OH	2001	0.66	26.46	1.83
29	3	2	THOMPSON Sarah	UMIZ	1998	0.69	26.50	1.87
30	3	5	EIBER Laurel	ISC	1998	0.70	26.64	2.01
31	3	8	WANEZEK Maggie	EBSC	♦2005	0.68	26.75	2.12
32	2	6	RUSSO Catherine	UN-OH	2002	0.61	26.83	2.20
33	2	2	STEGE Rachel	FMC	2003	0.71	27.10	2.47
34	2	3	GMELICH Caroline	UVA	1999	0.71	27.32	2.69
35	1	5	MURDOCK Justine	BBA	2003	0.61	28.06	3.43
36	1	3	BACH Hannah	UN-OH	2000	0.66	33.26	8.63
	2	4	TILTMANN Reilly	UVA	2003		DNS	
	4	3	ARCILA HURTADO Isabella	MVN	1994		DNS	
	4	7	BILQUIST Amy	SAC	1997		DNS	
	4	8	HALL Madie	RIPT	2003		DNS	
	6	1	ULETT Tristen	UN-KY	2002		DNS	

Official Timekeeping by Omega





2021 TYR Pro Swim Series

Indianapolis

May 12 - 15

Event 23

15 MAY 2021 - 9:55 AM

Women's 50m Freestyle

Heats

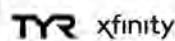
Results Summary

Event Number 23

Rank	Heat	Lane	Name	Club Code	Year of Birth	R.T.	Time	Time Behind
------	------	------	------	-----------	---------------	------	------	-------------

Legend:							
A	Qualified for final A	AR	American Record	B	Qualified for final B	CR	Championship Record
DNS	Did Not Start	OT	Trials Cut	R	Reserve	R.T.	Reaction Time
WJ	World Junior Record	WR	World Record	♦	Junior swimmer		

Official Timekeeping by Omega





2021 TYR Pro Swim Series

Indianapolis

May 12 - 15

Event 24

15 MAY 2021 - 10:05 AM

Men's 50m Freestyle

Heats

Results Summary

Event Number 24

	Record	Name	NAT Code	Location	Date
WR	20.91	CIELO FILHO Cesar	BRA	Sao Paulo (BRA)	18 DEC 2009
AR	21.04	DRESSEL Caeleb	USA	Budapest (HUN)	27 JUL 2017
CR	21.51	DRESSEL Caeleb	USA	Des Moines (USA)	7 MAR 2020
WJ	21.75	ANDREW Michael	USA	Indianapolis (USA)	25 AUG 2017
OT	23.19	BEST TIME		omaha (USA)	

Rank	Heat	Lane	Name	Club Code	Year of Birth	R.T.	Time	Time Behind
1	5	2	BRATANOV Koko	TAMU	2000	0.65	22.47	A
=2	4	5	CHADWICK Michael	NCAC	1995	0.68	22.52	0.05 A
=2	5	6	MESTRE Alberto	UN-FG	1999	0.69	22.52	0.05 A
4	4	3	ELARABY Abdelrahman	UN-KY	2000	0.62	22.57	0.10 A
5	5	5	KHALAFALLA Ali	MVN	1996	0.61	22.58	0.11 A
6	6	3	BECKER Bowe	SAND	1997	0.67	22.61	0.14 A
7	5	4	HELD Ryan	NYAC	1995	0.64	22.70	0.23 A
8	6	5	ADRIAN Nathan	UN-PC	1988	0.65	22.78	0.31 A
9	4	2	LILE Nathan	GAME	1994	0.61	22.85	0.38 B
10	4	4	APPLE Zach	MVN	1997	0.63	22.86	0.39 B
11	3	2	CUMMINGS Tanner	UN-KY	1999	0.57	22.88	0.41 B
12	5	3	PIERONI Blake	SAND	1995	0.63	22.89	0.42 B
13	6	7	FRANZMAN Jack	ISC	1999	0.64	22.90	0.43 B
14	6	1	ERVIN Anthony	TE	1981	0.69	22.96	0.49 B
15	3	3	RAMIREZ Daniel	WASC	1992	0.58	22.97	0.50 B
=16	5	1	PEEL Cam	UN-MI	2000	0.68	22.98	0.51 ?
=16	5	7	ARMSTRONG Hunter	UN-LE	2001	0.66	22.98	0.51 ?
18	6	6	LAMB August	UVA	2000	0.62	23.02	0.55 R
19	4	7	BROWNSTEAD Matt	UVA	2002	0.65	23.05	0.58
20	3	4	KHNYKIN Oleksii	SPA	1999	0.64	23.10	0.63
21	2	5	EASTMAN Michael	UN-KY	2000	0.67	23.12	0.65
22	6	8	JOSA Matthew	UN-NC	1995	0.67	23.14	0.67
23	6	2	ROBROCK Kyle	TOPS	1993	0.65	23.15	0.68
24	4	1	BOYLE Connor	FMC	2002	0.73	23.22	0.75
25	3	5	SWIFT Carter	SUN	1998	0.60	23.27	0.80
26	3	7	HAMBLIN Brandon	ISC	1999	0.63	23.40	0.93
27	2	4	BYBEE Cody	SUN	1999	0.65	23.44	0.97
28	3	1	EIBER Griffin	ISC	1998	0.61	23.48	1.01
29	2	7	COLIN John	DASH	1998	0.66	23.51	1.04
30	1	4	LOWE Dalton	UN-KY	2002	0.65	23.52	1.05
31	2	6	HARTING Zach	CARD	1997	0.66	23.60	1.13
32	3	6	CARLSON Evan	SUN	1999	0.68	23.63	1.16
33	1	5	AL-YAMANI Mokhtar	CW	1997	0.59	24.09	1.62
34	4	6	CONGER Jack	UN-VA	1994	0.67	24.28	1.81
35	1	3	GONZALEZ MEDINA Mateo	AGS	1996	0.61	24.85	2.38
	2	1	AYAR Kaan	DM	1995		DNS	
	2	2	RICHARDSON Steven	UN-GU	1995		DNS	
	2	3	CHAN Will	CW	1999		DNS	
	3	8	IGA Jorge	UN-AZ	1997		DNS	
	4	8	RAMADAN Youssef	UN-VA	2002		DNS	
	5	8	BARR Luke	ISWM	♦ 2003		DNS	
	6	4	ANDREW Michael	RPC-SI	1999		DNS	

Official Timekeeping by Omega





2021 TYR Pro Swim Series

Indianapolis

May 12 - 15

Event 24

15 MAY 2021 - 10:05 AM

Men's 50m Freestyle

Heats

Results Summary

Event Number 24

Rank	Heat	Lane	Name	Club Code	Year of Birth	R.T.	Time	Time Behind
------	------	------	------	-----------	---------------	------	------	-------------

Legend:								
?	Involved in swim-off	A	Qualified for final A	AR	American Record	B	Qualified for final B	
CR	Championship Record	DNS	Did Not Start	OT	Trials Cut	R	Reserve	
R.T.	Reaction Time	WJ	World Junior Record	WR	World Record	♦	Junior swimmer	

Official Timekeeping by Omega





2021 TYR Pro Swim Series

Indianapolis

May 12 - 15

Event 25

15 MAY 2021 - 10:13 AM

Women's 200m Individual Medley

Heats

Results Summary

Event Number 25

	Record	Splits			Name	NAT Code	Location	Date
WR	2:06.12	27.30	58.94	1:35.64	HOSSZU Katinka	HUN	Kazan (RUS)	3 AUG 2015
AR	2:06.15	27.72	59.24	1:36.31	KUKORS Ariana	USA	Roma (ITA)	27 JUL 2009
CR	2:08.66	28.14	1:00.96	1:38.55	HOSSZU Katinka	HUN	Charlotte, Nc (USA)	17 MAY 2015
WJ	2:09.98				IKEE Rikako	JPN	Tokyo (JPN)	29 JAN 2017
OT	2:17.39				BEST TIME		omaha (USA)	

Rank	Heat	Lane	Name	Club Code	Year of Birth	R.T.	50m	100m	150m	Time	Time Behind
1	3	4	DOUGLASS Kate	UVA	2001	0.69	27.77	1:03.86 36.09	1:41.39 37.53	2:11.47	A
2	5	4	WALSH Alex	UN-VA	2001	0.78	28.10	1:01.65 33.55	1:40.13 38.48	2:11.88	0.41 A
3	4	5	SMITH Leah	UN-AZ	1995	0.69	28.72	1:02.72 34.00	1:42.57 39.85	2:13.63	2.16 A
4	5	3	NELSON Beata	WA	1998	0.71	28.18	1:02.99 34.81	1:42.29 39.30	2:13.83	2.36 A
5	3	5	FLICKINGER Hali	SUN	1994	0.68	28.24	1:01.53 33.29	1:42.58 41.05	2:14.12	2.65 A
6	3	1	HAY Abby	UN-KY	2001	0.69	28.85	1:03.49 34.64	1:43.00 39.51	2:15.15	3.68 A
7	3	3	PASH Kelly	UN-IN	2001	0.69	28.55	1:02.55 34.00	1:43.41 40.86	2:15.17	3.70 A
8	3	2	DEBEVER McKenna	TNAQ	1996	0.56	29.00	1:03.15 34.15	1:43.51 40.36	2:15.26	3.79 A
=9	5	5	HAYES Leah	TIDEIL	◆ 2005	0.77	28.67	1:02.02 33.35	1:43.23 41.21	2:15.37	3.90 B
=9	5	6	GONZALEZ-HERMOSIL.	AGS	1995	0.74	29.37	1:04.04 34.67	1:43.59 39.55	2:15.37	3.90 B
11	4	4	BARKSDALE Emma	GAME	1997	0.72	28.91	1:04.06 35.15	1:43.84 39.78	2:15.79	4.32 B
12	4	2	CARTER Olivia	CW	2000	0.56	28.82	1:02.77 33.95	1:45.77 43.00	2:17.54	6.07 B
13	4	3	HOOK Charlotte	TAC-NC	◆ 2004	0.70	28.92	1:05.09 36.17	1:46.65 41.56	2:17.55	6.08 B
14	5	2	ACKERMAN Kathryn	CW	2002	0.45	29.91	1:04.19 34.28	1:45.38 41.19	2:17.59	6.12 B
15	3	7	NERO Bailey	NCAC	1997	0.69	28.81	1:04.29 35.48	1:45.01 40.72	2:17.61	6.14 B
16	2	5	WADDELL Tevyn	UN-MN	1998	0.77	28.79	1:02.85 34.06	1:45.93 43.08	2:18.40	6.93 B
17	2	4	TADDER Samantha	TIDEVA	2003	0.68	29.55	1:06.44 36.89	1:45.94 39.50	2:18.58	7.11 R
18	4	7	ULETT Tristen	UN-KY	2002	0.74	28.74	1:03.53 34.79	1:45.58 42.05	2:18.60	7.13 R
19	1	5	McCOY Taylor	COUG	1999	0.63	30.43	1:05.45 35.02	1:46.26 40.81	2:19.03	7.56
20	2	8	LOONEY Lindsay	SUN	2001	0.67	28.76	1:04.94 36.18	1:47.97 43.03	2:19.55	8.08
21	4	8	DUNN Diana	UN-KY	2000	0.65	30.00	1:07.59 37.59	1:46.84 39.25	2:19.87	8.40
22	5	1	LOOZE Mackenzie	ISC	2000	0.70	30.56	1:07.67 37.11	1:47.19 39.52	2:20.24	8.77
23	2	2	DONAN Claire	CW	2001	0.64	30.15	1:03.72 33.57	1:46.53 42.81	2:20.55	9.08

Official Timekeeping by Omega





2021 TYR Pro Swim Series

Indianapolis

May 12 - 15

Event 25

15 MAY 2021 - 10:13 AM

Women's 200m Individual Medley

Heats

Results Summary

Event Number 25

Rank	Heat	Lane	Name	Club Code	Year of Birth	R.T.	50m	100m	150m	Time	Time Behind
24	2	6	McCORMICK Paige	UN-KY	2002	0.70	31.12	1:06.02 34.90	1:48.67 42.65	2:20.85 32.18	9.38
25	3	8	TRACE Katie	UN-OH	1999	0.70	30.08	1:06.93 36.85	1:49.64 42.71	2:21.65 32.01	10.18
26	1	4	ANDREWS Ellie	WAC	2002	0.69	31.03	1:09.72 38.69	1:47.78 38.06	2:21.74 33.96	10.27
27	1	3	PANITZ Josie	UN-OH	2001	0.74	29.90	1:07.56 37.66	1:48.39 40.83	2:22.18 33.79	10.71
28	2	1	GINGRICH Leah	HURR	1990	0.74	29.05	1:05.59 36.54	1:50.21 44.62	2:23.11 32.90	11.64
29	1	6	TUINMAN Sophia	CW	2002	0.78	31.40	1:07.42 36.02	1:52.77 45.35	2:26.48 33.71	15.01
	1	2	FARRINGTON Adeline	UN-KY	2001					DNS	
	2	3	BARON Sam	UCLA	2002					DNS	
	2	7	HARTER Abby	UVA	2002					DNS	
	3	6	NELSON Ella	UN-VA	2001					DNS	
	4	1	McHUGH Ally	WA	1997					DNS	
	4	6	BACON Phoebe	UN-WI	2002					DNS	
	5	8	SUMIDA Duda	UN-KY	2001					DNS	
	5	7	QUAH Jing	TAMU	2000					DSQ	

Legend:

A	Qualified for final A	AR	American Record	B	Qualified for final B
CR	Championship Record	DNS	Did Not Start	DSQ	Disqualified
OT	Trials Cut	R	Reserve	R.T.	Reaction Time
WJ	World Junior Record	WR	World Record	♦	Junior swimmer

Official Timekeeping by Omega





2021 TYR Pro Swim Series

Indianapolis

May 12 - 15

Event 26

15 MAY 2021 - 10:30 AM

Men's 200m Individual Medley

Heats

Results Summary

Event Number 26

	Record	Splits			Name	NAT Code	Location	Date
WR	1:54.00	24.89	53.48	1:26.51	LOCHTE Ryan	USA	Shanghai (CHN)	28 JUL 2011
AR	1:54.00	24.89	53.48	1:26.51	LOCHTE Ryan	USA	Shanghai (CHN)	28 JUL 2011
CR	1:56.32				PHELPS Michael	USA	Indianapolis (USA)	1 JAN 2012
WJ	1:57.06	25.21	55.79	1:28.93	QIN Haiyang	CHN	Budapest (HUN)	27 JUL 2017
OT	2:04.09				BEST TIME		omaha (USA)	

Rank	Heat	Lane	Name	Club Code	Year of Birth	R.T.	50m	100m	150m	Time	Time Behind
1	5	4	ANDREW Michael	RPC-SI	1999	0.67	24.06	54.04	1:27.29	1:57.17	A
2	4	4	DEVINE Abrahm	TE	1996	0.68	25.54	56.43	1:32.10	2:01.09	3.92 A
3	3	3	SZABO Norbert	UN-FG	1996	0.64	25.67	56.41	1:32.16	2:01.88	4.71 A
4	5	6	MARTINEZ Angel	AGS	1997	0.68	25.53	57.22	1:33.24	2:01.90	4.73 A
5	3	5	HOUSE Grant	SUN	1998	0.61	25.46	57.49	1:33.18	2:02.14	4.97 A
6	5	3	ARROYO Jarod	UN-AZ	2001	0.64	26.12	57.83	1:32.35	2:02.22	5.05 A
7	4	6	KOVAC Danny	UMIZ	2000	0.63	25.13	56.15	1:32.32	2:02.38	5.21 A
8	3	4	STEWART Sam	YHF	1997	0.67	26.06	57.40	1:33.72	2:03.32	6.15 A
9	3	8	FERS ERZEN Anze	DASH	1999	0.68	26.80	58.23	1:33.66	2:03.79	6.62 B
10	4	2	PONE Emils	GWU	1997	0.51	26.95	58.24	1:34.42	2:03.99	6.82 B
11	3	7	AMAN Caleb	UN-WI	2000	0.68	27.65	59.68	1:34.95	2:04.23	7.06 B
12	4	5	COPE Tommy	CW	1997	0.63	25.95	59.85	1:33.75	2:04.24	7.07 B
13	2	7	CALLAN Patrick	CW	1999	0.67	26.66	1:00.08	1:37.24	2:05.47	8.30 B
14	5	1	FROASS Ansel	UN-MI	2001	0.73	27.24	1:00.81	1:35.79	2:05.73	8.56 B
15	2	6	COLSON Alexander	SUN	2001	0.68	26.42	58.51	1:35.91	2:05.76	8.59 B
16	3	6	LEBED Alexander	UN-VA	1996	0.66	26.76	58.37	1:34.58	2:05.79	8.62 B
17	5	7	MODGLIN Will	ZSC	♦ 2004	0.70	26.04	58.67	1:35.59	2:06.04	8.87 R
18	2	5	MATHIAS Van	ISC	2000	0.72	26.14	1:00.22	1:38.01	2:06.48	9.31 R
19	4	1	DEWITT Tristan	ISC	2001	0.64	27.03	1:00.70	1:37.25	2:07.82	10.65
20	2	1	HILL Julian	SUN	2000	0.64	27.33	1:00.72	1:38.45	2:08.24	11.07
21	3	2	CHRISTIANSON Tyler	IA	2001	0.61	27.56	1:00.95	1:37.09	2:08.28	11.11
22	2	2	SEIDEL Max	TAC-NC	2001	0.55	27.66	1:01.14	1:38.41	2:09.59	12.42
23	1	4	GRAY Andrew	SUN	2001	0.72	25.82	1:00.27	1:40.25	2:10.15	12.98

Official Timekeeping by Omega





2021 TYR Pro Swim Series

Indianapolis

May 12 - 15

Event 26

15 MAY 2021 - 10:30 AM

Men's 200m Individual Medley

Heats

Results Summary

Event Number 26

Rank	Heat	Lane	Name	Club Code	Year of Birth	R.T.	50m	100m	150m	Time	Time Behind
24	4	7	VANDEBROOK Thomas	ISC	1998	0.73	27.28	1:00.97 33.69	1:38.87 37.90	2:10.38 31.51	13.21
	1	3	WEVER Jack	UN-KY	1999					DNS	
	1	5	PAULSON Colton	UN-KY	2000					DNS	
	2	3	MATHENY Josh	PEAQ	2002					DNS	
	2	4	LE Paul	WOLF	1992					DNS	
	3	1	HARTING Zach	CARD	1997					DNS	
	4	3	KHOSLA Raunak	FMC	2000					DNS	
	4	8	RUVALCABA CRUZ Hector	AGS	1997					DNS	
	5	2	MUHAMMAD Kamal	UN-CA	♦ 2003					DNS	
	5	5	SCHOOLING Joe	UN-VA	1995					DNS	
	5	8	BRATANOV Koko	TAMU	2000					DNS	

Legend:			
A	Qualified for final A	AR	American Record
DNS	Did Not Start	OT	Trials Cut
WJ	World Junior Record	WR	World Record
B	Qualified for final B	R	Reserve swimmer
CR	Championship Record	R.T.	Reaction Time
		♦	Junior swimmer

Official Timekeeping by Omega





2021 TYR Pro Swim Series

Indianapolis

May 12 - 15

Event 27

15 MAY 2021 - 10:46 AM

Women's 800m Freestyle

Slowest Heats

Results Summary

After 1 of 1 Heats

	Record	Splits		Name	NAT Code	Location	Date	
WR	8:04.79	57.98	1:59.42	4:01.98	LEDECKY Katie	USA	Rio de Janeiro (BRA)	12 AUG 2016
AR	8:04.79	57.98	1:59.42	4:01.98	LEDECKY Katie	USA	Rio (BRA)	12 AUG 2016
CR	8:06.68	58.82	2:00.20	4:03.22	LEDECKY Katie	USA	Austin, TX (USA)	17 JAN 2016
WJ	8:11.00	59.44	2:01.48	4:05.70	LEDECKY Katie	USA	Shenandoah (USA)	19 JUN 2014
OT	8:48.09				BEST TIME		omaha (USA)	

Slowest Heats

Rank	Heat	Lane	Name	Club Code	Year of Birth	R.T.	Time	Time Behind
1	1	4	MEITZ Kaersten	BA	1995	0.76	8:39.84	
	50m 30.44	100m 1:03.07	150m 1:35.84	200m 2:08.62	250m 2:41.36	300m 3:14.26	350m 3:46.95	400m 4:19.82
		32.63	32.77	32.78	32.74	32.90	32.69	32.87
	450m 4:52.54	500m 5:25.21	550m 5:58.23	600m 6:30.75	650m 7:03.39	700m 7:35.81	750m 8:08.22	
	32.72	32.67	33.02	32.52	32.64	32.42	32.41	31.62
2	1	5	GORMSEN Cavan	LIAC	◆ 2005	0.71	8:41.66	1.82
	50m 29.88	100m 1:02.23	150m 1:34.75	200m 2:07.66	250m 2:40.43	300m 3:13.36	350m 3:46.21	400m 4:19.49
		32.35	32.52	32.91	32.77	32.93	32.85	33.28
	450m 4:52.42	500m 5:25.60	550m 5:58.48	600m 6:31.56	650m 7:04.25	700m 7:36.98	750m 8:09.77	
	32.93	33.18	32.88	33.08	32.69	32.73	32.79	31.89
3	1	3	STONEBURG Blair	TCA	◆ 2004	0.64	8:47.21	7.37
	50m 29.59	100m 1:02.13	150m 1:34.68	200m 2:07.52	250m 2:40.38	300m 3:13.35	350m 3:46.77	400m 4:20.06
		32.54	32.55	32.84	32.86	32.97	33.42	33.29
	450m 4:53.43	500m 5:26.62	550m 6:00.18	600m 6:33.86	650m 7:07.55	700m 7:41.52	750m 8:14.92	
	33.37	33.19	33.56	33.68	33.69	33.97	33.40	32.29
4	1	2	KARRAS Sophia	LIAC	2003	0.56	8:48.29	8.45
	50m 30.61	100m 1:03.25	150m 1:36.49	200m 2:09.50	250m 2:42.75	300m 3:16.00	350m 3:49.61	400m 4:22.79
		32.64	33.24	33.01	33.25	33.25	33.61	33.18
	450m 4:56.45	500m 5:29.98	550m 6:03.49	600m 6:36.81	650m 7:10.51	700m 7:43.59	750m 8:16.63	
	33.66	33.53	33.51	33.32	33.70	33.08	33.04	31.66
5	1	1	KILGALLON Abigail	UN-MN	1999	0.64	8:52.65	12.81
	50m 30.26	100m 1:02.66	150m 1:35.44	200m 2:08.82	250m 2:41.81	300m 3:15.44	350m 3:48.83	400m 4:22.69
		32.40	32.78	33.38	32.99	33.63	33.39	33.86
	450m 4:56.36	500m 5:30.35	550m 6:03.91	600m 6:37.78	650m 7:11.41	700m 7:45.49	750m 8:19.40	
	33.67	33.99	33.56	33.87	33.63	34.08	33.91	33.25
6	1	7	ARZAVE Juli	UN-SI	2001	0.78	8:58.68	18.84
	50m 30.36	100m 1:03.27	150m 1:36.73	200m 2:10.21	250m 2:43.67	300m 3:17.27	350m 3:51.00	400m 4:24.94
		32.91	33.46	33.48	33.46	33.60	33.73	33.94
	450m 4:59.01	500m 5:33.31	550m 6:07.50	600m 6:42.13	650m 7:16.15	700m 7:50.68	750m 8:24.77	
	34.07	34.30	34.19	34.63	34.02	34.53	34.09	33.91
7	1	6	WILLIAMS Liberty	UN-KY	2001	0.68	9:02.72	22.88
	50m 30.86	100m 1:04.52	150m 1:39.22	200m 2:13.42	250m 2:47.45	300m 3:21.39	350m 3:55.85	400m 4:30.40
		33.66	34.70	34.20	34.03	33.94	34.46	34.55
	450m 5:05.15	500m 5:39.55	550m 6:13.42	600m 6:47.81	650m 7:21.75	700m 7:55.78	750m 8:29.54	
	34.75	34.40	33.87	34.39	33.94	34.03	33.76	33.18

Legend:

AR	American Record	CR	Championship Record	OT	Trials Cut	R.T.	Reaction Time
WJ	World Junior Record	WR	World Record	◆	Junior swimmer		

Official Timekeeping by Omega





2021 TYR Pro Swim Series

Indianapolis

May 12 - 15

Event 28

15 MAY 2021 - 10:55 AM

Men's 800m Freestyle

Slowest Heats

Results Summary

After 2 of 1 Heats

	Record	Splits	Name	NAT Code	Location	Date
WR	7:32.12	55.20 1:52.55 3:46.79	ZHANG Lin	CHN	Rome (ITA)	29 JUL 2009
AR	7:43.60	56.98 1:56.76 3:52.80	McBROOM Michael	USA	Barcelona (ESP)	31 JUL 2013
CR	7:49.96		McBROOM Michael	USA	Santa Clara (USA)	1 JAN 2014
WJ	7:45.67	55.75 1:53.99 3:52.05	BEST TIME		Dubai (UAE)	28 AUG 2013
OT	8:12.99		BEST TIME		omaha (USA)	

Slowest Heats

Rank	Heat	Lane	Name	Club Code	Year of Birth	R.T.	Time	Time Behind		
1	1	3	WIESER Chris	DART	1995	0.61	8:01.92			
			50m 27.78	100m 57.78	150m 1:27.65	200m 1:58.68	250m 2:29.32	300m 3:00.02	350m 3:30.77	400m 4:00.94
			30.00	29.87	31.03	30.64	30.70	30.75	30.17	
			450m 4:30.98	500m 5:01.27	550m 5:31.82	600m 6:01.96	650m 6:32.14	700m 7:02.60	750m 7:32.66	
			30.04	30.29	30.55	30.14	30.18	30.46	30.06	29.26
2	1	6	ROBERTS Will	CW	1999	0.70	8:04.88	2.96		
			50m 27.62	100m 56.83	150m 1:26.25	200m 1:56.39	250m 2:26.96	300m 2:57.71	350m 3:28.34	400m 3:58.95
			29.21	29.42	30.14	30.57	30.75	30.63	30.61	
			450m 4:29.83	500m 5:00.75	550m 5:31.66	600m 6:02.37	650m 6:33.06	700m 7:03.70	750m 7:34.36	
			30.88	30.92	30.91	30.71	30.69	30.64	30.66	30.52
3	2	6	DANNHAUSER Josh	UN-WI	1998	0.75	8:06.62	4.70		
			50m 28.02	100m 58.37	150m 1:28.79	200m 1:59.56	250m 2:30.27	300m 3:00.93	350m 3:31.73	400m 4:02.53
			30.35	30.42	30.77	30.71	30.66	30.80	30.80	30.80
			450m 4:33.23	500m 5:03.94	550m 5:34.82	600m 6:05.76	650m 6:36.46	700m 7:07.26	750m 7:37.74	
			30.70	30.71	30.88	30.94	30.70	30.80	30.48	28.88
4	2	5	CLARK Charlie	OSU	2002	0.73	8:06.93	5.01		
			50m 29.10	100m 59.76	150m 1:30.94	200m 2:01.87	250m 2:32.99	300m 3:04.07	350m 3:34.96	400m 4:05.51
			30.66	31.18	30.93	31.12	31.08	30.89	30.55	30.55
			450m 4:36.09	500m 5:06.53	550m 5:37.01	600m 6:07.57	650m 6:37.98	700m 7:08.40	750m 7:38.44	
			30.58	30.44	30.48	30.56	30.41	30.42	30.04	28.49
5	2	3	WILLIAMS Jude	UN-WI	2001	0.70	8:07.51	5.59		
			50m 28.34	100m 59.45	150m 1:31.14	200m 2:01.90	250m 2:32.71	300m 3:03.27	350m 3:33.55	400m 4:03.83
			31.11	31.69	30.76	30.81	30.56	30.28	30.28	30.28
			450m 4:34.18	500m 5:04.80	550m 5:35.26	600m 6:05.78	650m 6:36.20	700m 7:06.83	750m 7:37.20	
			30.35	30.62	30.46	30.52	30.42	30.63	30.37	30.31
6	1	5	CALVILLO Mikey	ISC	2000	0.70	8:11.13	9.21		
			50m 27.77	100m 57.87	150m 1:28.46	200m 1:59.21	250m 2:30.03	300m 3:01.12	350m 3:32.45	400m 4:03.71
			30.10	30.59	30.75	30.82	31.09	31.33	31.26	31.26
			450m 4:34.92	500m 5:06.15	550m 5:37.17	600m 6:08.43	650m 6:39.40	700m 7:10.21	750m 7:40.93	
			31.21	31.23	31.02	31.26	30.97	30.81	30.72	30.20
7	1	4	MITCHELL Jake	CSC	2001	0.75	8:12.95	11.03		
			50m 27.61	100m 57.97	150m 1:28.62	200m 1:59.28	250m 2:30.04	300m 3:01.08	350m 3:32.24	400m 4:03.51
			30.36	30.65	30.66	30.76	31.04	31.16	31.16	31.27
			450m 4:34.89	500m 5:06.39	550m 5:37.53	600m 6:08.99	650m 6:40.07	700m 7:11.57	750m 7:42.91	
			31.38	31.50	31.14	31.46	31.08	31.50	31.34	30.04
8	1	7	PORGES Dylan	TAC-NC	2000	0.72	8:14.05	12.13		
			50m 27.35	100m 57.13	150m 1:27.07	200m 1:57.65	250m 2:28.77	300m 2:59.82	350m 3:30.95	400m 4:02.21
			29.78	29.94	30.58	31.12	31.05	31.05	31.13	31.26
			450m 4:33.50	500m 5:04.99	550m 5:36.83	600m 6:09.11	650m 6:41.37	700m 7:13.81	750m 7:44.81	
			31.29	31.49	31.84	32.28	32.26	32.44	31.00	29.24
9	1	8	SMITH T C	UN-KY	1999	0.64	8:14.09	12.17		
			50m 27.62	100m 57.63	150m 1:27.84	200m 1:58.30	250m 2:29.15	300m 3:00.11	350m 3:31.57	400m 4:02.64
			30.01	30.21	30.46	30.85	30.96	31.46	31.07	31.07
			450m 4:34.22	500m 5:05.62	550m 5:37.38	600m 6:08.87	650m 6:40.70	700m 7:12.27	750m 7:44.04	
			31.58	31.40	31.76	31.49	31.83	31.57	31.77	30.05
10	1	2	CURLEY Hayden	UN-KY	1999	0.57	8:15.13	13.21		
			50m 27.94	100m 58.02	150m 1:28.76	200m 1:59.36	250m 2:30.67	300m 3:01.71	350m 3:33.01	400m 4:04.22
			30.08	30.74	30.60	31.31	31.04	31.04	31.30	31.21
			450m 4:35.71	500m 5:07.14	550m 5:38.52	600m 6:10.08	650m 6:41.74	700m 7:13.22	750m 7:44.90	
			31.49	31.43	31.38	31.56	31.66	31.48	31.68	30.23

Official Timekeeping by Omega





2021 TYR Pro Swim Series

Indianapolis

May 12 - 15

Event 28

15 MAY 2021 - 10:55 AM

Men's 800m Freestyle

Slowest Heats

Results Summary

After 2 of 1 Heats

Slowest Heats

Rank	Heat	Lane	Name	Club Code	Year of Birth	R.T.	Time	Time Behind	
11	2	4	McDADE Ben	ISC	1999	0.67	8:20.89	18.97	
	50m	28.76	100m 59.76	150m 1:31.27	200m 2:02.61	250m 2:34.38	300m 3:05.86	350m 3:37.71	400m 4:09.70
			31.00	31.51	31.34	31.77	31.48	31.85	31.99
	450m 4:41.66	500m 5:13.51	550m 5:45.34	600m 6:17.04	650m 6:48.46	700m 7:19.56	750m 7:50.68		
		31.96	31.85	31.83	31.70	31.42	31.10	31.12	30.21
12	2	2	GRAY Andrew	SUN	2001	0.75	8:28.84	26.92	
	50m	28.94	100m 1:00.78	150m 1:32.90	200m 2:04.72	250m 2:36.88	300m 3:09.11	350m 3:41.66	400m 4:13.66
			31.84	32.12	31.82	32.16	32.23	32.55	32.00
	450m 4:46.00	500m 5:17.60	550m 5:50.33	600m 6:22.53	650m 6:55.35	700m 7:26.73	750m 7:58.51		
		32.34	31.60	32.73	32.20	32.82	31.38	31.78	30.33
13	2	7	DUBOIS Jack	UMIZ	1999	0.69	8:28.85	26.93	
	50m	28.61	100m 59.45	150m 1:31.15	200m 2:02.99	250m 2:34.72	300m 3:06.78	350m 3:38.59	400m 4:10.85
			30.84	31.70	31.84	31.73	32.06	31.81	32.26
	450m 4:43.00	500m 5:15.50	550m 5:48.08	600m 6:20.67	650m 6:52.94	700m 7:25.43	750m 7:57.68		
		32.15	32.50	32.58	32.59	32.27	32.49	32.25	31.17
	1	1	FREEMAN James	UN-MN	2001		DSQ		

Legend:	AR American Record	CR Championship Record	DSQ Disqualified	OT Trials Cut
	R.T. Reaction Time	WJ World Junior Record	WR World Record	

Official Timekeeping by Omega





2021 TYR Pro Swim Series

Indianapolis

May 12 - 15

Event 119 15 MAY 2021 - 6:00 PM

Women's 100m Backstroke

Final

Start List

Event Number 19

	Record	Split	Name	NAT Code	Location	Date
WR	57.57	27.74	SMITH Regan	USA	Gwangju (KOR)	28 JUL 2019
AR	57.57	27.74	SMITH Regan	USA	Gwangju (KOR)	28 JUL 2019
CR	58.18		SMITH Regan	USA	Des Moines (USA)	7 MAR 2020
WJ	57.57	27.74	SMITH Regan	USA	Gwangju (KOR)	28 JUL 2019
OT	1:02.69		BEST TIME		omaha (USA)	

Final

Lane	Name	Club Code	Year of Birth	Qualifying Time	Time	Rank
1	WILSON Kayla	TIDEVA	◆ 2004	1:03.06		
2	STEPANEK Chloe	UN-GU	2002	1:02.89		
3	TILTMANN Reilly	UVA	2003	1:02.56		
4	MURDOCK Justine	BBA	2003	1:02.14		
5	WANEZEK Maggie	EBSC	◆ 2005	1:02.37		
6	CRUSH Annabel	LAK	2002	1:02.57		
7	GMELICH Caroline	UVA	1999	1:02.99		
8	ULETT Tristen	UN-KY	2002	1:03.07		

Final

Lane	Name	Club Code	Year of Birth	Qualifying Time	Time	Rank
1	GASTALDELLO Beryl	AGS	1995	1:01.89		
2	DELOOF Ali	TNAQ	1994	1:01.25		
3	BILQUIST Amy	SAC	1997	1:00.67		
4	SMITH Regan	RIPT	2002	58.81		
5	DELOOF Catie	CA-Y	1997	1:00.64		
6	BACON Phoebe	UN-WI	2002	1:00.82		
7	VENTER Mariella	CW	2000	1:01.67		
8	HETRICK Paige	UN-KY	2002	1:01.94		

Reserves

Name	Club Code	Year of Birth	Qualifying Time	Time	Rank
SCHOBEL Marie	UN-NJ	2000	1:03.10		
NOVELLINE Carly	WILD	◆ 2004	1:03.16		

Legend:

AR American Record **CR** Championship Record **OT** Trials Cut **WJ** World Junior Record
WR World Record ◆ Junior swimmer

Official Timekeeping by Omega





2021 TYR Pro Swim Series

Indianapolis

May 12 - 15

Event 120 15 MAY 2021 - 6:07 PM

Men's 100m Backstroke

Final

Start List

Event Number 20

	Record	Split	Name	NAT Code	Location	Date
WR	51.85	25.13	MURPHY Ryan	USA	Rio de Janeiro (BRA)	13 AUG 2016
AR	51.85	25.13	MURPHY Ryan	USA	Rio (BRA)	13 AUG 2016
CR	52.40		PLUMMER David	USA	Indianapolis (USA)	1 JAN 2016
WJ	52.53		KOLESNIKOV Kliment	RUS	Glasgow (GBR)	6 AUG 2018
OT	56.59		BEST TIME		omaha (USA)	

Final

Lane	Name	Club Code	Year of Birth	Qualifying Time	Time	Rank
1	SONG Andy Xiayang	CAL	1998	56.22		
2	ALBIERO Nicolas	UN-KY	1999	55.98		
3	DOLAN Jack	SUN	2000	55.94		
4	GLIESE Alex	WOLF	1997	55.72		
5	LE Paul	WOLF	1992	55.73		
6	SALEEM Ziyad	SSTY	♦ 2003	55.94		
7	DAVIS Wyatt	CSC	2001	56.17		
8	SOFIANIDIS Nikos	UN-KY	1998	56.25		

Final

Lane	Name	Club Code	Year of Birth	Qualifying Time	Time	Rank
1	PINFOLD Brett	SHAC	1995	55.44		
2	WEVER Jack	UN-KY	1999	55.20		
3	FARRIS Dean	VS	1997	54.82		
4	ARMSTRONG Hunter	UN-LE	2001	54.46		
5	GREVERS Matt	UN-AZ	1985	54.73		
6	GRANT Will	VS	2001	54.96		
7	CARTER Dylan	TE	1996	55.23		
8	BURNS Brendan	ISC	2001	55.66		

Reserves

Name	Club Code	Year of Birth	Qualifying Time	Time	Rank
PATTERSON Ryan	GWU	1999	56.32		
WHYTE Mitchell	UN-KY	2000	56.41		

Legend:

AR American Record **CR** Championship Record **OT** Trials Cut **WJ** World Junior Record
WR World Record ♦ Junior swimmer

Official Timekeeping by Omega





2021 TYR Pro Swim Series

Indianapolis

May 12 - 15

Event 121

15 MAY 2021 - 6:15 PM

Women's 200m Breaststroke

Final

Start List

Event Number 21

	Record	Splits		Name	NAT Code	Location	Date	
WR	2:19.11	31.80	1:07.27	1:42.89	PEDERSEN Rikke	USA	Barcelona (ESP)	1 AUG 2013
AR	2:19.59	32.49	1:08.10	1:43.95	SONI Rebecca	USA	London (GBR)	2 AUG 2012
CR	2:20.77	33.08	1:08.87	1:44.90	LAZOR Annie	USA	Bloomington (USA)	19 MAY 2019
WJ	2:19.64	32.10	1:07.59	1:43.52	GUNES Viktoria	TUR	Singapore (SGP)	30 AUG 2015
OT	2:33.29				BEST TIME		omaha (USA)	

Final

Lane	Name	Club Code	Year of Birth	Qualifying Time	Time	Rank
1	HIGGS Lilly	UNC	2000	2:34.57		
2	FARRINGTON Adeline	UN-KY	2001	2:34.40		
3	BERNHARDT Rachel	GAME	1995	2:34.10		
4	TADDER Samantha	TIDEVA	2003	2:33.45		
5	HIGGS Albury	GAME	1999	2:33.85		
6	KOZELSKY Lindsey	UN-MN	1997	2:34.37		
7	STEWART Kate	KANS	2000	2:34.41		
8	DELESKE Nora	SUN	1999	2:34.58		

Final

Lane	Name	Club Code	Year of Birth	Qualifying Time	Time	Rank
1	TUCKER Miranda	UN-MI	1997	2:32.23		
2	MORLEY Laura	ISC	1996	2:30.87		
3	NELSON Ella	UN-VA	2001	2:28.68		
4	ESCOBEDO Emily	COND	1995	2:24.60		
5	KING Lilly	ISC	1997	2:27.59		
6	GALAT Bethany	AGS	1995	2:29.86		
7	ANDERSON Olivia	AQJT	1997	2:31.36		
8	FRIESEN Morgan	UN-KY	1999	2:32.68		

Reserves

Name	Club Code	Year of Birth	Qualifying Time	Time	Rank
PHEE Jinq En	UN-IN	1997	2:34.69		
KEATING Anna	UVA	2002	2:35.30		

Legend:

AR American Record **CR** Championship Record **OT** Trials Cut **WJ** World Junior Record
WR World Record

Official Timekeeping by Omega





2021 TYR Pro Swim Series

Indianapolis

May 12 - 15

Event 122 15 MAY 2021 - 6:25 PM

Men's 200m Breaststroke

Final

Start List

Event Number 22

	Record	Splits		Name	NAT Code	Location	Date	
WR	2:06.12	29.73	1:02.22	1:34.23	CHUPKOV Anton	RUS	Gwangju (KOR)	26 JUL 2019
AR	2:07.17	29.21	1:01.67	1:34.19	PRENOT Josh	USA	Omaha, NE (USA)	30 JUN 2016
CR	2:08.95				WILSON Andrew	USA	Atlanta (USA)	1 JAN 2018
WJ	2:09.39				QIN Haiyang	CHN	Budapest (HUN)	27 JUL 2017
OT	2:17.89				BEST TIME		omaha (USA)	

Final

Lane	Name	Club Code	Year of Birth	Qualifying Time	Time	Rank
1	COOK Jon	UN-PC	2000	2:18.85		
2	KREILEY Aidan	UN-KY	2002	2:18.37		
3	BORNSTEIN Aj	CW	2000	2:18.06		
4	REICH Maxwell	ISC	2002	2:17.56		
5	MATHENY Josh	PEAQ	2002	2:17.85		
6	MURILLO Jorge	TAC-NC	1991	2:18.32		
7	CHRISTIANSON Tyler	IA	2001	2:18.37		
8	YEP Jassen	ISC	2002	2:19.08		

Final

Lane	Name	Club Code	Year of Birth	Qualifying Time	Time	Rank
1	CASTILLO LUNA Mauro	AGS	1995	2:17.14		
2	EVDOKIMOV Alex	PRVT	1996	2:15.52		
3	McKEE Anton	UN-VA	1993	2:15.17		
4	AL-WIR Amro	UN-FL	2001	2:12.40		
5	CHAVEZ Miguel	TE	1995	2:14.50		
6	COPE Tommy	CW	1997	2:15.44		
7	MODGLIN Coleman	ZSC	2001	2:16.77		
8	KHOSLA Raunak	FMC	2000	2:17.45		

Reserves

Name	Club Code	Year of Birth	Qualifying Time	Time	Rank
PUENTE BUSTAMANTE Andres	TAMU	2001	2:19.80		
FROASS Ansel	UN-MI	2001	2:20.47		

Legend:

AR American Record **CR** Championship Record **OT** Trials Cut **WJ** World Junior Record
WR World Record

Official Timekeeping by Omega





2021 TYR Pro Swim Series

Indianapolis

May 12 - 15

Event 123

15 MAY 2021 - 6:36 PM

Women's 50m Freestyle

Final

Start List

Event Number 23

	Record	Name	NAT Code	Location	Date
WR	23.67	SJOESTROEM Sarah	SWE	Budapest (HUN)	29 JUL 2017
AR	23.97	MANUEL Simone	USA	Budapest (HUN)	30 JUL 2017
CR	24.17	SJOSTROM Sarah	SWE	Austin (USA)	1 JAN 2016
WJ	24.33	IKEE Rikako	JPN	Tokyo (JPN)	15 SEP 2017
OT	25.99	BEST TIME		omaha (USA)	

Final

Lane	Name	Club Code	Year of Birth	Qualifying Time	Time	Rank
1	OSMAN Farida	UN-VA	1995	26.04		
2	DELGADO Anicka	UN-CA	2002	26.02		
3	TURAK Ashley	ISC	2000	25.98		
4	COMERFORD Mallory	CARD	1997	25.90		
5	COOKE Maddie	UN-MA	1998	25.90		
6	STONE McKenna	FMC	2003	25.98		
7	REGENAUER Christiana	UN-KY	2001	26.03		
8	WHEELER Kaylee	UN-KY	2000	26.07		

Final

Lane	Name	Club Code	Year of Birth	Qualifying Time	Time	Rank
1	FANZ Casey	CARD	1998	25.75		
2	SCHMITT Allison	SUN	1990	25.68		
3	BROWN Erika	TNAQ	1998	25.23		
4	DOUGLASS Kate	UVA	2001	24.63		
5	DELOOF Catie	CA-Y	1997	25.11		
6	DAHLIA Kelsi	CARD	1994	25.61		
7	ALBIERO Gabi	UN-KY	2002	25.73		
8	DELOOF Gabby	CW	1996	25.80		

Reserves

Name	Club Code	Year of Birth	Qualifying Time	Time	Rank
WELCH Ella	CARD	♦ 2004	26.08		
PETRAK Taylor	UN-OH	1999	26.09		

Legend:

AR American Record **CR** Championship Record **OT** Trials Cut **WJ** World Junior Record
WR World Record ♦ Junior swimmer

Official Timekeeping by Omega





2021 TYR Pro Swim Series

Indianapolis

May 12 - 15

Event 124

15 MAY 2021 - 6:42 PM

Men's 50m Freestyle

Final

Start List

Event Number 24

	Record	Name	NAT Code	Location	Date
WR	20.91	CIELO FILHO Cesar	BRA	Sao Paulo (BRA)	18 DEC 2009
AR	21.04	DRESSEL Caeleb	USA	Budapest (HUN)	27 JUL 2017
CR	21.51	DRESSEL Caeleb	USA	Des Moines (USA)	7 MAR 2020
WJ	21.75	ANDREW Michael	USA	Indianapolis (USA)	25 AUG 2017
OT	23.19	BEST TIME		omaha (USA)	

Final

Lane	Name	Club Code	Year of Birth	Qualifying Time	Time	Rank
1	PEEL Cam	UN-MI	2000	22.98		
2	ERVIN Anthony	TE	1981	22.96		
3	CUMMINGS Tanner	UN-KY	1999	22.88		
4	LILE Nathan	GAME	1994	22.85		
5	APPLE Zach	MVN	1997	22.86		
6	FRANZMAN Jack	ISC	1999	22.90		
7	RAMIREZ Daniel	WASC	1992	22.97		
8	ARMSTRONG Hunter	UN-LE	2001	22.98		

Final

Lane	Name	Club Code	Year of Birth	Qualifying Time	Time	Rank
1	HELD Ryan	NYAC	1995	22.70		
2	KHALAFALLA Ali	MVN	1996	22.58		
3	CHADWICK Michael	NCAC	1995	22.52		
4	BRATANOV Koko	TAMU	2000	22.47		
5	MESTRE Alberto	UN-FG	1999	22.52		
6	ELARABY Abdelrahman	UN-KY	2000	22.57		
7	BECKER Bowe	SAND	1997	22.61		
8	ADRIAN Nathan	UN-PC	1988	22.78		

Reserves

Name	Club Code	Year of Birth	Qualifying Time	Time	Rank
LAMB August	UVA	2000	23.02		
BROWNSTEAD Matt	UVA	2002	23.05		

Legend:

AR American Record **CR** Championship Record **OT** Trials Cut **WJ** World Junior Record
WR World Record

Official Timekeeping by Omega





2021 TYR Pro Swim Series

Indianapolis

May 12 - 15

Event 125

15 MAY 2021 - 6:48 PM

Women's 200m Individual Medley

Final

Start List

Event Number 25

	Record	Splits			Name	NAT Code	Location	Date
WR	2:06.12	27.30	58.94	1:35.64	HOSSZU Katinka	HUN	Kazan (RUS)	3 AUG 2015
AR	2:06.15	27.72	59.24	1:36.31	KUKORS Ariana	USA	Roma (ITA)	27 JUL 2009
CR	2:08.66	28.14	1:00.96	1:38.55	HOSSZU Katinka	HUN	Charlotte, Nc (USA)	17 MAY 2015
WJ	2:09.98				IKEE Rikako	JPN	Tokyo (JPN)	29 JAN 2017
OT	2:17.39				BEST TIME		omaha (USA)	

Final

Lane	Name	Club Code	Year of Birth	Qualifying Time	Time	Rank
1	TADDER Samantha	TIDEVA	2003	2:18.58		
2	NERO Bailey	NCAC	1997	2:17.61		
3	HOOK Charlotte	TAC-NC	♦ 2004	2:17.55		
4	GONZALEZ-HERMOSILLO Monika	AGS	1995	2:15.37		
5	BARKSDALE Emma	GAME	1997	2:15.79		
6	ACKERMAN Kathryn	CW	2002	2:17.59		
7	WADDELL Tevyn	UN-MN	1998	2:18.40		
8	ULETT Tristen	UN-KY	2002	2:18.60		

Final

Lane	Name	Club Code	Year of Birth	Qualifying Time	Time	Rank
1	DEBEVER McKenna	TNAQ	1996	2:15.26		
2	HAY Abby	UN-KY	2001	2:15.15		
3	NELSON Beata	WA	1998	2:13.83		
4	DOUGLASS Kate	UVA	2001	2:11.47		
5	WALSH Alex	UN-VA	2001	2:11.88		
6	FLICKINGER Hali	SUN	1994	2:14.12		
7	PASH Kelly	UN-IN	2001	2:15.17		
8	HAYES Leah	TIDEIL	♦ 2005	2:15.37		

Reserves

Name	Club Code	Year of Birth	Qualifying Time	Time	Rank
McCOY Taylor	COUG	1999	2:19.03		
LOONEY Lindsay	SUN	2001	2:19.55		

Legend:

AR American Record **CR** Championship Record **OT** Trials Cut **WJ** World Junior Record
WR World Record ♦ Junior swimmer

Official Timekeeping by Omega





2021 TYR Pro Swim Series

Indianapolis

May 12 - 15

Event 126

15 MAY 2021 - 6:58 PM

Men's 200m Individual Medley

Final

Start List

Event Number 26

	Record	Splits			Name	NAT Code	Location	Date
WR	1:54.00	24.89	53.48	1:26.51	LOCHTE Ryan	USA	Shanghai (CHN)	28 JUL 2011
AR	1:54.00	24.89	53.48	1:26.51	LOCHTE Ryan	USA	Shanghai (CHN)	28 JUL 2011
CR	1:56.32				PHELPS Michael	USA	Indianapolis (USA)	1 JAN 2012
WJ	1:57.06	25.21	55.79	1:28.93	QIN Haiyang	CHN	Budapest (HUN)	27 JUL 2017
OT	2:04.09				BEST TIME		omaha (USA)	

Final

Lane	Name	Club Code	Year of Birth	Qualifying Time	Time	Rank
1	MODGLIN Will	ZSC	◆ 2004	2:06.04		
2	COLSON Alexander	SUN	2001	2:05.76		
3	COPE Tommy	CW	1997	2:04.24		
4	PONE Emils	GWU	1997	2:03.99		
5	AMAN Caleb	UN-WI	2000	2:04.23		
6	FROASS Ansel	UN-MI	2001	2:05.73		
7	LEBED Alexander	UN-VA	1996	2:05.79		
8	HILL Julian	SUN	2000	2:08.24		

Final

Lane	Name	Club Code	Year of Birth	Qualifying Time	Time	Rank
1	STEWART Sam	YHF	1997	2:03.32		
2	HOUSE Grant	SUN	1998	2:02.14		
3	SZABO Norbert	UN-FG	1996	2:01.88		
4	ANDREW Michael	RPC-SI	1999	1:57.17		
5	DEVINE Abrahm	TE	1996	2:01.09		
6	MARTINEZ Angel	AGS	1997	2:01.90		
7	ARROYO Jarod	UN-AZ	2001	2:02.22		
8	FERS ERZEN Anze	DASH	1999	2:03.79		

Reserves

Name	Club Code	Year of Birth	Qualifying Time	Time	Rank
SEIDEL Max	TAC-NC	2001	2:09.59		
GRAY Andrew	SUN	2001	2:10.15		

Legend:

AR American Record **CR** Championship Record **OT** Trials Cut **WJ** World Junior Record
WR World Record ◆ Junior swimmer

Official Timekeeping by Omega





2021 TYR Pro Swim Series

Indianapolis

May 12 - 15

Event 127

15 MAY 2021 - 6:39 PM

Women's 800m Freestyle

Fastest Heats

Start List

Event Number 27

	Record	Splits			Name	NAT Code	Location	Date
WR	8:04.79	57.98	1:59.42	4:01.98	LEDECKY Katie	USA	Rio de Janeiro (BRA)	12 AUG 2016
AR	8:04.79	57.98	1:59.42	4:01.98	LEDECKY Katie	USA	Rio (BRA)	12 AUG 2016
CR	8:06.68	58.82	2:00.20	4:03.22	LEDECKY Katie	USA	Austin, TX (USA)	17 JAN 2016
WJ	8:11.00	59.44	2:01.48	4:05.70	LEDECKY Katie	USA	Shenandoah (USA)	19 JUN 2014
OT	8:48.09				BEST TIME		omaha (USA)	

Lane	Name	Club Code	Year of Birth	Qualifying Time	Time	Rank
1	DONOHUE Madelyn	UVA	2001	8:37.01		
2	NORDIN Emma	SUN	1999	8:29.67		
3	SCHMIDT Sierra	UN-AZ	1998	8:27.13		
4	SMITH Leah	UN-AZ	1995	8:16.33		
5	McHUGH Ally	WA	1997	8:26.04		
6	McMAHON Kensey	BAMA	1999	8:28.68		
7	LANING Erica	SUN	1999	8:36.25		
8	MADDEN Paige	UVA	1998	8:37.37		

Legend:

AR American Record **CR** Championship Record **OT** Trials Cut **WJ** World Junior Record
WR World Record

Official Timekeeping by Omega





2021 TYR Pro Swim Series

Indianapolis

May 12 - 15

Event 128

15 MAY 2021 - 6:49 PM

Men's 800m Freestyle

Fastest Heats

Start List

Event Number 28

	Record	Splits			Name	NAT Code	Location	Date
WR	7:32.12	55.20	1:52.55	3:46.79	ZHANG Lin	CHN	Rome (ITA)	29 JUL 2009
AR	7:43.60	56.98	1:56.76	3:52.80	McBROOM Michael	USA	Barcelona (ESP)	31 JUL 2013
CR	7:49.96				McBROOM Michael	USA	Santa Clara (USA)	1 JAN 2014
WJ	7:45.67	55.75	1:53.99	3:52.05	BEST TIME		Dubai (UAE)	28 AUG 2013
OT	8:12.99				BEST TIME		omaha (USA)	

Lane	Name	Club Code	Year of Birth	Qualifying Time	Time	Rank
1	MESTRE Alfonso	UN-FL	2001	8:00.49		
2	KATZ Arik	VS	2001	7:57.23		
3	SIBIRTSEV Iliia	UN-KY	2001	7:53.98		
4	GROTHER Zane	BCH	1992	7:50.14		
5	EL KAMASH Marwan	ISC	1994	7:52.19		
6	VARGAS JACOBO Ricardo	CW	1997	7:56.78		
7	D'ARRIGO Mitch	GSC-FL	1995	7:59.61		
8	PAGE Advait	UN-FL	2001	8:00.76		

Legend:

AR American Record **CR** Championship Record **OT** Trials Cut **WJ** World Junior Record
WR World Record

Official Timekeeping by Omega





2021 TYR Pro Swim Series

Indianapolis

May 12 - 15

Event 119

15 MAY 2021 - 6:00 PM

Women's 100m Backstroke

Final

Results

Event Number 19

	Record	Split	Name	NAT Code	Location	Date
WR	57.57	27.74	SMITH Regan	USA	Gwangju (KOR)	28 JUL 2019
AR	57.57	27.74	SMITH Regan	USA	Gwangju (KOR)	28 JUL 2019
CR	58.18		SMITH Regan	USA	Des Moines (USA)	7 MAR 2020
WJ	57.57	27.74	SMITH Regan	USA	Gwangju (KOR)	28 JUL 2019
OT	1:02.69		BEST TIME		omaha (USA)	

Final

Rank	Lane	Name	Club Code	R.T.	50m	Time	Time Behind
1	5	WANEZEK Maggie	EBSC	0.57	(1) 29.76	1:01.63 31.87	
2	6	CRUSH Annabel	LAK	0.64	(3) 30.16	1:01.93 31.77	0.30
3	3	TILTMANN Reilly	UVA	0.64	(4) 30.32	1:01.97 31.65	0.34
4	4	MURDOCK Justine	BBA	0.60	(6) 30.67	1:02.17 31.50	0.54
5	7	GMELICH Caroline	UVA	0.55	(2) 30.15	1:02.41 32.26	0.78
6	2	STEPANEK Chloe	UN-GU	0.63	(8) 30.98	1:02.60 31.62	0.97
7	1	WILSON Kayla	TIDEVA	0.59	(7) 30.86	1:02.76 31.90	1.13
8	8	ULETT Tristen	UN-KY	0.61	(5) 30.58	1:03.22 32.64	1.59

Final

Rank	Lane	Name	Club Code	R.T.	50m	Time	Time Behind
1	4	SMITH Regan	RIPT	0.55	(1) 28.25	58.77 30.52	
2	6	BACON Phoebe	UN-WI	0.59	(3) 29.03	59.62 30.59	0.85
3	5	DELOOF Catie	CA-Y	0.59	(4) 29.29	59.71 30.42	0.94
4	2	DELOOF Ali	TNAQ	0.64	(5) 29.42	1:00.46 31.04	1.69
5	3	BILQUIST Amy	SAC	0.60	(6) 29.43	1:00.54 31.11	1.77
6	8	HETRICK Paige	UN-KY	0.60	(7) 29.53	1:01.36 31.83	2.59
7	7	VENTER Mariella	CW	0.68	(8) 29.78	1:01.69 31.91	2.92
8	1	GASTALDELLO Beryl	AGS	0.49	(2) 28.95	1:01.72 32.77	2.95

Legend:

AR American Record **CR** Championship Record **OT** Trials Cut **R.T.** Reaction Time
WJ World Junior Record **WR** World Record

Official Timekeeping by Omega





2021 TYR Pro Swim Series

Indianapolis

May 12 - 15

Event 120

15 MAY 2021 - 6:07 PM

Men's 100m Backstroke

Final

Results

Event Number 20

	Record	Split	Name	NAT Code	Location	Date
WR	51.85	25.13	MURPHY Ryan	USA	Rio de Janeiro (BRA)	13 AUG 2016
AR	51.85	25.13	MURPHY Ryan	USA	Rio (BRA)	13 AUG 2016
CR	52.40		PLUMMER David	USA	Indianapolis (USA)	1 JAN 2016
WJ	52.53		KOLESNIKOV Kliment	RUS	Glasgow (GBR)	6 AUG 2018
OT	56.59		BEST TIME		omaha (USA)	

Final

Rank	Lane	Name	Club Code	R.T.	50m	Time	Time Behind
1	6	SALEEM Ziyad	SSTY	0.59	(2) 26.92	55.71 28.79	
2	5	LE Paul	WOLF	0.52	(1) 26.86	55.74 28.88	0.03
3	4	GLIESE Alex	WOLF	0.54	(3) 27.07	55.80 28.73	0.09
4	3	DOLAN Jack	SUN	0.60	(4) 27.15	56.11 28.96	0.40
5	2	ALBIERO Nicolas	UN-KY	0.55	(7) 27.42	56.26 28.84	0.55
6	1	SONG Andy Xianyang	CAL	0.58	(8) 27.50	56.29 28.79	0.58
7	8	SOFIANIDIS Nikos	UN-KY	0.59	(5) 27.16	56.51 29.35	0.80
8	7	DAVIS Wyatt	CSC	0.52	(6) 27.37	56.74 29.37	1.03

Final

Rank	Lane	Name	Club Code	R.T.	50m	Time	Time Behind
1	4	ARMSTRONG Hunter	UN-LE	0.58	(1) 25.97	53.69 27.72	
2	5	GREVERS Matt	UN-AZ	0.58	(2) 26.27	54.27 28.00	0.58
3	6	GRANT Will	VS	0.57	(4) 26.41	54.28 27.87	0.59
4	3	FARRIS Dean	VS	0.57	(3) 26.28	54.36 28.08	0.67
5	8	BURNS Brendan	ISC	0.55	(6) 26.79	55.17 28.38	1.48
6	7	CARTER Dylan	TE	0.54	(7) 27.10	55.37 28.27	1.68
7	2	WEVER Jack	UN-KY	0.58	(5) 26.77	55.40 28.63	1.71
8	1	PINFOLD Brett	SHAC	0.52	(8) 27.35	55.59 28.24	1.90

Legend:

AR American Record **CR** Championship Record **OT** Trials Cut **R.T.** Reaction Time
WJ World Junior Record **WR** World Record

Official Timekeeping by Omega





2021 TYR Pro Swim Series

Indianapolis

May 12 - 15

Event 121

15 MAY 2021 - 6:15 PM

Women's 200m Breaststroke

Final

Results

Event Number 21

	Record	Splits			Name	NAT Code	Location	Date
WR	2:19.11	31.80	1:07.27	1:42.89	PEDERSEN Rikke	USA	Barcelona (ESP)	1 AUG 2013
AR	2:19.59	32.49	1:08.10	1:43.95	SONI Rebecca	USA	London (GBR)	2 AUG 2012
CR	2:20.77	33.08	1:08.87	1:44.90	LAZOR Annie	USA	Bloomington (USA)	19 MAY 2019
WJ	2:19.64	32.10	1:07.59	1:43.52	GUNES Viktoria	TUR	Singapore (SGP)	30 AUG 2015
OT	2:33.29				BEST TIME		omaha (USA)	

Final

Rank	Lane	Name	Club Code	R.T.	50m	100m	150m	Time	Time Behind
1	4	TADDER Samantha	TIDEVA	0.68	(2) 34.44	(2) 1:13.00 38.56	(2) 1:51.95 38.95	2:31.77	
2	6	KOZELSKY Lindsey	UN-MN	0.69	(1) 33.64	(1) 1:11.73 38.09	(1) 1:51.20 39.47	2:32.21	0.44
3	2	FARRINGTON Adeline	UN-KY	0.61	(4) 34.76	(3) 1:13.20 38.44	(5) 1:52.74 39.54	2:32.50	0.73
4	7	STEWART Kate	KANS	0.67	(7) 35.07	(7) 1:14.07 39.00	(4) 1:52.64 38.57	2:32.73	0.96
5	5	HIGGS Albury	GAME	0.71	(8) 35.10	(5) 1:13.80 38.70	(3) 1:52.56 38.76	2:32.74	0.97
6	3	BERNHARDT Rachel	GAME	0.72	(3) 34.75	(8) 1:14.08 39.33	(6) 1:53.18 39.10	2:33.33	1.56
7	8	DELESKE Nora	SUN	0.68	(5) 34.98	(4) 1:13.72 38.74	(8) 1:53.76 40.04	2:33.44	1.67
8	1	HIGGS Lilly	UNC	0.72	(6) 34.99	(6) 1:13.82 38.83	(7) 1:53.28 39.46	2:33.58	1.81

Final

Rank	Lane	Name	Club Code	R.T.	50m	100m	150m	Time	Time Behind
1	5	KING Lilly	ISC	0.67	(1) 31.66	(1) 1:07.68 36.02	(1) 1:44.54 36.86	2:21.82	
2	4	ESCOBEDO Emily	COND	0.68	(2) 32.61	(2) 1:09.10 36.49	(2) 1:45.65 36.55	2:22.81	0.99
3	3	NELSON Ella	UN-VA	0.54	(5) 33.93	(3) 1:10.79 36.86	(3) 1:48.18 37.39	2:26.66	4.84
4	6	GALAT Bethany	AGS	0.65	(4) 33.60	(4) 1:11.05 37.45	(4) 1:49.17 38.12	2:28.44	6.62
5	1	TUCKER Miranda	UN-MI	0.69	(6) 34.16	(6) 1:11.97 37.81	(6) 1:51.08 39.11	2:29.80	7.98
6	2	MORLEY Laura	ISC	0.58	(7) 34.77	(7) 1:13.19 38.42	(7) 1:51.80 38.61	2:30.97	9.15
7	7	ANDERSON Olivia	AQJT	0.74	(3) 33.38	(5) 1:11.64 38.26	(5) 1:50.67 39.03	2:31.08	9.26
8	8	FRIESEN Morgan	UN-KY	0.74	(8) 34.83	(8) 1:13.82 38.99	(8) 1:52.65 38.83	2:31.79	9.97

Legend:

AR American Record **CR** Championship Record **OT** Trials Cut **R.T.** Reaction Time
WJ World Junior Record **WR** World Record

Official Timekeeping by Omega





2021 TYR Pro Swim Series

Indianapolis

May 12 - 15

Event 122

15 MAY 2021 - 6:25 PM

Men's 200m Breaststroke

Final

Results

Event Number 22

	Record	Splits			Name	NAT Code	Location	Date
WR	2:06.12	29.73	1:02.22	1:34.23	CHUPKOV Anton	RUS	Gwangju (KOR)	26 JUL 2019
AR	2:07.17	29.21	1:01.67	1:34.19	PRENOT Josh	USA	Omaha, NE (USA)	30 JUN 2016
CR	2:08.95				WILSON Andrew	USA	Atlanta (USA)	1 JAN 2018
WJ	2:09.39				QIN Haiyang	CHN	Budapest (HUN)	27 JUL 2017
OT	2:17.89				BEST TIME		omaha (USA)	

Final

Rank	Lane	Name	Club Code	R.T.	50m	100m	150m	Time	Time Behind
1	6	MURILLO Jorge	TAC-NC	0.68	(1) 30.47	(1) 1:05.19 34.72	(1) 1:39.37 34.18	2:13.70	
2	3	BORNSTEIN Aj	CW	0.60	(5) 31.23	(6) 1:06.26 35.03	(4) 1:41.26 35.00	2:15.83	2.13
3	2	KREILEY Aidan	UN-KY	0.67	(=7) 31.27	(5) 1:05.94 34.67	(2) 1:41.06 35.12	2:16.19	2.49
4	5	MATHENY Josh	PEAQ	0.67	(2) 30.76	(2) 1:05.62 34.86	(3) 1:41.11 35.49	2:17.56	3.86
5	4	REICH Maxwell	ISC	0.73	(6) 31.25	(7) 1:06.37 35.12	(6) 1:42.14 35.77	2:17.63	3.93
6	7	CHRISTIANSON Tyler	IA	0.65	(3) 30.98	(3) 1:05.84 34.86	(5) 1:41.35 35.51	2:17.99	4.29
7	8	YEP Jassen	ISC	0.63	(=7) 31.27	(8) 1:06.65 35.38	(7) 1:42.38 35.73	2:18.75	5.05
8	1	COOK Jon	UN-PC	0.62	(4) 31.04	(4) 1:05.91 34.87	(8) 1:42.61 36.70	2:20.47	6.77

Final

Rank	Lane	Name	Club Code	R.T.	50m	100m	150m	Time	Time Behind
1	2	EVDOKIMOV Alex	PRVT	0.68	(3) 30.21	(1) 1:03.52 33.31	(1) 1:37.63 34.11	2:12.10	
2	3	McKEE Anton	UN-VA	0.62	(2) 30.13	(3) 1:03.84 33.71	(2) 1:37.66 33.82	2:12.24	0.14
3	5	CHAVEZ Miguel	TE	0.64	(5) 30.34	(4) 1:04.30 33.96	(4) 1:38.34 34.04	2:12.74	0.64
4	6	COPE Tommy	CW	0.63	(6) 30.54	(5) 1:04.43 33.89	(5) 1:38.72 34.29	2:13.16	1.06
5	4	AL-WIR Amro	UN-FL	0.68	(1) 29.76	(2) 1:03.59 33.83	(3) 1:38.31 34.72	2:13.64	1.54
6	1	CASTILLO LUNA Mauro	AGS	0.61	(4) 30.26	(6) 1:04.44 34.18	(6) 1:39.81 35.37	2:15.79	3.69
7	7	MODGLIN Coleman	ZSC	0.72	(8) 30.98	(7) 1:05.54 34.56	(7) 1:40.78 35.24	2:16.65	4.55
8	8	KHOSLA Raunak	FMC	0.65	(7) 30.82	(8) 1:05.62 34.80	(8) 1:41.23 35.61	2:17.80	5.70

Legend:

=	Equal rank	AR	American Record	CR	Championship Record	OT	Trials Cut
R.T.	Reaction Time	WJ	World Junior Record	WR	World Record		

Official Timekeeping by Omega





2021 TYR Pro Swim Series

Indianapolis

May 12 - 15

Event 123

15 MAY 2021 - 6:36 PM

Women's 50m Freestyle

Final

Results

Event Number 23

	Record	Name	NAT Code	Location	Date
WR	23.67	SJOESTROEM Sarah	SWE	Budapest (HUN)	29 JUL 2017
AR	23.97	MANUEL Simone	USA	Budapest (HUN)	30 JUL 2017
CR	24.17	SJOSTROM Sarah	SWE	Austin (USA)	1 JAN 2016
WJ	24.33	IKEE Rikako	JPN	Tokyo (JPN)	15 SEP 2017
OT	25.99	BEST TIME		omaha (USA)	

Final

Rank	Lane	Name	Club Code	R.T.	Time	Time Behind
1	1	OSMAN Farida	UN-VA	0.67	25.44	
2	3	TURAK Ashley	ISC	0.66	25.67	0.23
3	6	STONE McKenna	FMC	0.63	25.79	0.35
4	2	DELGADO Anicka	UN-CA	0.65	25.86	0.42
=5	4	COMERFORD Mallory	CARD	0.64	25.91	0.47
=5	5	COOKE Maddie	UN-MA	0.62	25.91	0.47
7	7	REGENAUER Christiana	UN-KY	0.68	25.93	0.49
8	8	WHEELER Kaylee	UN-KY	0.65	26.36	0.92

Final

Rank	Lane	Name	Club Code	R.T.	Time	Time Behind
1	4	DOUGLASS Kate	UVA	0.65	24.54	
2	3	BROWN Erika	TNAQ	0.68	24.87	0.33
3	5	DELOOF Catie	CA-Y	0.66	25.05	0.51
4	6	DAHLIA Kelsi	CARD	0.62	25.41	0.87
5	2	SCHMITT Allison	SUN	0.70	25.51	0.97
6	1	FANZ Casey	CARD	0.67	25.60	1.06
7	7	ALBIERO Gabi	UN-KY	0.67	25.68	1.14
8	8	DELOOF Gabby	CW	0.73	25.88	1.34

Legend:

AR	American Record	CR	Championship Record	OT	Trials Cut	R.T.	Reaction Time
WJ	World Junior Record	WR	World Record				

Official Timekeeping by Omega





2021 TYR Pro Swim Series

Indianapolis

May 12 - 15

Event 124

15 MAY 2021 - 6:42 PM

Men's 50m Freestyle

Final

Results

Event Number 24

	Record	Name	NAT Code	Location	Date
WR	20.91	CIELO FILHO Cesar	BRA	Sao Paulo (BRA)	18 DEC 2009
AR	21.04	DRESSEL Caeleb	USA	Budapest (HUN)	27 JUL 2017
CR	21.51	DRESSEL Caeleb	USA	Des Moines (USA)	7 MAR 2020
WJ	21.75	ANDREW Michael	USA	Indianapolis (USA)	25 AUG 2017
OT	23.19	BEST TIME		omaha (USA)	

Final

Rank	Lane	Name	Club Code	R.T.	Time	Time Behind
1	2	ERVIN Anthony	TE	0.74	22.64	
2	5	APPLE Zach	MVN	0.65	22.66	0.02
3	6	FRANZMAN Jack	ISC	0.64	22.74	0.10
4	1	PEEL Cam	UN-MI	0.67	22.77	0.13
5	4	LILE Nathan	GAME	0.61	22.84	0.20
6	7	RAMIREZ Daniel	WASC	0.59	22.90	0.26
7	3	CUMMINGS Tanner	UN-KY	0.56	23.01	0.37
8	8	ARMSTRONG Hunter	UN-LE	0.66	23.06	0.42

Final

Rank	Lane	Name	Club Code	R.T.	Time	Time Behind
1	8	ADRIAN Nathan	UN-PC	0.66	22.13	
2	4	BRATANOV Koko	TAMU	0.64	22.25	0.12
3	3	CHADWICK Michael	NCAC	0.67	22.29	0.16
=4	5	MESTRE Alberto	UN-FG	0.67	22.32	0.19
=4	6	ELARABY Abdelrahman	UN-KY	0.62	22.32	0.19
6	7	BECKER Bowe	SAND	0.64	22.37	0.24
7	1	HELD Ryan	NYAC	0.63	22.45	0.32
8	2	KHALAFALLA Ali	MVN	0.62	22.54	0.41

Legend:

AR	American Record	CR	Championship Record	OT	Trials Cut	R.T.	Reaction Time
WJ	World Junior Record	WR	World Record				

Official Timekeeping by Omega





2021 TYR Pro Swim Series

Indianapolis

May 12 - 15

Event 125

15 MAY 2021 - 6:48 PM

Women's 200m Individual Medley

Final

Results

Event Number 25

	Record	Splits			Name	NAT Code	Location	Date
WR	2:06.12	27.30	58.94	1:35.64	HOSSZU Katinka	HUN	Kazan (RUS)	3 AUG 2015
AR	2:06.15	27.72	59.24	1:36.31	KUKORS Ariana	USA	Roma (ITA)	27 JUL 2009
CR	2:08.66	28.14	1:00.96	1:38.55	HOSSZU Katinka	HUN	Charlotte, Nc (USA)	17 MAY 2015
WJ	2:09.98				IKEE Rikako	JPN	Tokyo (JPN)	29 JAN 2017
OT	2:17.39				BEST TIME		omaha (USA)	

Final

Rank	Lane	Name	Club Code	R.T.	50m	100m	150m	Time	Time Behind
1	4	GONZALEZ-HERMOSILLO Monika	AGS	0.75	(5) 28.93	(5) 1:03.92 34.99	(1) 1:42.76 38.84	2:14.21 31.45	
2	3	HOOK Charlotte	TAC-NC	0.70	(1) 28.58	(4) 1:03.77 35.19	(3) 1:44.38 40.61	2:15.10 30.72	0.89
3	5	BARKSDALE Emma	GAME	0.66	(4) 28.92	(7) 1:04.97 36.05	(4) 1:44.60 39.63	2:16.15 31.55	1.94
4	6	ACKERMAN Kathryn	CW	0.75	(8) 30.44	(1) 1:03.31 32.87	(2) 1:44.27 40.96	2:16.16 31.89	1.95
5	1	TADDER Samantha	TIDEVA	0.68	(7) 29.40	(8) 1:05.71 36.31	(5) 1:45.27 39.56	2:17.72 32.45	3.51
6	7	WADDELL Tevyn	UN-MN	0.77	(6) 28.99	(2) 1:03.57 34.58	(7) 1:46.55 42.98	2:18.87 32.32	4.66
7	2	NERO Bailey	NCAC	0.57	(2) 28.59	(3) 1:03.67 35.08	(6) 1:45.62 41.95	2:19.22 33.60	5.01
8	8	ULETT Tristen	UN-KY	0.74	(3) 28.88	(6) 1:04.30 35.42	(8) 1:47.88 43.58	2:20.80 32.92	6.59

Final

Rank	Lane	Name	Club Code	R.T.	50m	100m	150m	Time	Time Behind
1	5	WALSH Alex	UN-VA	0.75	(3) 28.29	(1) 1:01.69 33.40	(1) 1:39.64 37.95	2:10.67 31.03	
2	4	DOUGLASS Kate	UVA	0.69	(1) 27.66	(7) 1:03.56 35.90	(2) 1:41.09 37.53	2:10.74 29.65	0.07
3	3	NELSON Beata	WA	0.73	(2) 27.76	(6) 1:03.00 35.24	(3) 1:41.98 38.98	2:13.01 31.03	2.34
4	6	FLICKINGER Hali	SUN	0.71	(7) 28.93	(4) 1:02.91 33.98	(4) 1:43.00 40.09	2:13.04 30.04	2.37
5	7	PASH Kelly	UN-IN	0.68	(4) 28.68	(5) 1:02.98 34.30	(=5) 1:43.27 40.29	2:14.46 31.19	3.79
6	8	HAYES Leah	TIDEIL	0.80	(6) 28.78	(2) 1:02.65 33.87	(7) 1:43.41 40.76	2:15.37 31.96	4.70
7	1	DEBEVER McKenna	TNAQ	0.70	(5) 28.70	(3) 1:02.80 34.10	(=5) 1:43.27 40.47	2:15.57 32.30	4.90
8	2	HAY Abby	UN-KY	0.64	(8) 29.48	(8) 1:05.97 36.49	(8) 1:46.83 40.86	2:20.51 33.68	9.84

Legend:

= Equal rank **AR** American Record **CR** Championship Record **OT** Trials Cut
R.T. Reaction Time **WJ** World Junior Record **WR** World Record

Official Timekeeping by Omega





2021 TYR Pro Swim Series

Indianapolis

May 12 - 15

Event 126

15 MAY 2021 - 6:58 PM

Men's 200m Individual Medley

Final

Results

Event Number 26

	Record	Splits			Name	NAT Code	Location	Date
WR	1:54.00	24.89	53.48	1:26.51	LOCHTE Ryan	USA	Shanghai (CHN)	28 JUL 2011
AR	1:54.00	24.89	53.48	1:26.51	LOCHTE Ryan	USA	Shanghai (CHN)	28 JUL 2011
CR	1:56.32				PHELPS Michael	USA	Indianapolis (USA)	1 JAN 2012
WJ	1:57.06	25.21	55.79	1:28.93	QIN Haiyang	CHN	Budapest (HUN)	27 JUL 2017
OT	2:04.09				BEST TIME		omaha (USA)	

Final

Rank	Lane	Name	Club Code	R.T.	50m	100m	150m	Time	Time Behind
1	3	COPE Tommy	CW	0.62	(2) 26.15	(6) 59.00 32.85	(1) 1:32.69 33.69	2:02.47	
2	4	PONE Emils	GWU	0.61	(6) 26.92	(3) 58.66 31.74	(4) 1:34.04 35.38	2:02.74	0.27
3	5	AMAN Caleb	UN-WI	0.64	(7) 27.12	(5) 58.85 31.73	(3) 1:33.92 35.07	2:03.00	0.53
4	7	LEBED Alexander	UN-VA	0.68	(5) 26.81	(2) 58.14 31.33	(2) 1:33.78 35.64	2:03.76	1.29
5	1	MODGLIN Will	ZSC	0.66	(1) 26.10	(1) 58.10 32.00	(5) 1:34.54 36.44	2:04.00	1.53
6	6	FROASS Ansel	UN-MI	0.72	(8) 27.26	(8) 1:00.51 33.25	(6) 1:35.06 34.55	2:04.82	2.35
7	2	COLSON Alexander	SUN	0.62	(3) 26.34	(4) 58.76 32.42	(7) 1:36.51 37.75	2:06.77	4.30
8	8	HILL Julian	SUN	0.61	(4) 26.77	(7) 1:00.26 33.49	(8) 1:37.43 37.17	2:06.98	4.51

Final

Rank	Lane	Name	Club Code	R.T.	50m	100m	150m	Time	Time Behind
1	4	ANDREW Michael	RPC-SI	0.68	(1) 24.09	(1) 53.87 29.78	(1) 1:27.35 33.48	1:56.84	
2	2	HOUSE Grant	SUN	0.62	(4) 25.46	(4) 56.53 31.07	(4) 1:31.91 35.38	2:00.30	3.46
3	6	MARTINEZ Angel	AGS	0.68	(3) 25.17	(3) 55.90 30.73	(3) 1:31.53 35.63	2:00.55	3.71
4	3	SZABO Norbert	UN-FG	0.61	(2) 25.10	(2) 55.52 30.42	(2) 1:30.74 35.22	2:01.30	4.46
5	1	STEWART Sam	YHF	0.69	(6) 25.95	(5) 56.56 30.61	(5) 1:32.07 35.51	2:01.60	4.76
6	7	ARROYO Jarod	UN-AZ	0.64	(5) 25.86	(7) 57.64 31.78	(6) 1:32.24 34.60	2:02.07	5.23
7	8	FERS ERZEN Anze	DASH	0.67	(7) 26.29	(6) 57.35 31.06	(7) 1:33.19 35.84	2:03.87	7.03
8	5	SEIDEL Max	TAC-NC	0.63	(8) 26.79	(8) 59.60 32.81	(8) 1:36.61 37.01	2:07.87	11.03

Legend:

AR American Record **CR** Championship Record **OT** Trials Cut **R.T.** Reaction Time
WJ World Junior Record **WR** World Record

Official Timekeeping by Omega





2021 TYR Pro Swim Series

Indianapolis

May 12 - 15

Event 127

15 MAY 2021 - 7:11 PM

Women's 800m Freestyle

Fastest Heats

Results Summary

Event Number 27

	Record	Splits		Name	NAT Code	Location	Date
WR	8:04.79	57.98	1:59.42	4:01.98 LEDECKY Katie	USA	Rio de Janeiro (BRA)	12 AUG 2016
AR	8:04.79	57.98	1:59.42	4:01.98 LEDECKY Katie	USA	Rio (BRA)	12 AUG 2016
CR	8:06.68	58.82	2:00.20	4:03.22 LEDECKY Katie	USA	Austin, TX (USA)	17 JAN 2016
WJ	8:11.00	59.44	2:01.48	4:05.70 LEDECKY Katie	USA	Shenandoah (USA)	19 JUN 2014
OT	8:48.09			BEST TIME		omaha (USA)	

Fastest Heats

Rank	Heat	Lane	Name	Club Code	Year of Birth	R.T.	Time	Time Behind	
1	1	5	McHUGH Ally	WA	1997	0.65	8:26.24		
		50m 29.61	100m 1:01.06	150m 1:32.71	200m 2:04.49	250m 2:36.36	300m 3:08.36	350m 3:40.43	400m 4:12.64
			31.45	31.65	31.78	31.87	32.00	32.07	32.21
		450m 4:44.68	500m 5:16.68	550m 5:48.51	600m 6:20.35	650m 6:52.32	700m 7:24.22	750m 7:55.90	
		32.04	32.00	31.83	31.84	31.97	31.90	31.68	30.34
2	1	2	NORDIN Emma	SUN	1999	0.59	8:27.44	1.20	
		50m 29.22	100m 1:00.21	150m 1:32.08	200m 2:04.00	250m 2:36.15	300m 3:08.10	350m 3:40.24	400m 4:12.30
			30.99	31.87	31.92	32.15	31.95	32.14	32.06
		450m 4:44.53	500m 5:16.61	550m 5:48.80	600m 6:20.82	650m 6:52.83	700m 7:24.90	750m 7:54.36	
		32.23	32.08	32.19	32.02	32.01	32.07	29.46	33.08
3	1	3	SCHMIDT Sierra	UN-AZ	1998	0.74	8:27.54	1.30	
		50m 29.38	100m 1:00.61	150m 1:32.27	200m 2:04.27	250m 2:36.35	300m 3:08.33	350m 3:40.41	400m 4:12.46
			31.23	31.66	32.00	32.08	31.98	32.08	32.05
		450m 4:44.68	500m 5:16.93	550m 5:49.05	600m 6:21.19	650m 6:53.15	700m 7:25.37	750m 7:57.06	
		32.22	32.25	32.12	32.14	31.96	32.22	31.69	30.48
4	1	4	SMITH Leah	UN-AZ	1995	0.70	8:27.60	1.36	
		50m 29.00	100m 1:00.31	150m 1:32.15	200m 2:04.22	250m 2:36.48	300m 3:08.72	350m 3:40.95	400m 4:13.30
			31.31	31.84	32.07	32.26	32.24	32.23	32.35
		450m 4:45.70	500m 5:17.60	550m 5:49.66	600m 6:21.67	650m 6:53.50	700m 7:25.48	750m 7:57.25	
		32.40	31.90	32.06	32.01	31.83	31.98	31.77	30.35
5	1	4	MEITZ Kaersten	BA	1995	0.76	8:39.84	13.60	
		50m 30.44	100m 1:03.07	150m 1:35.84	200m 2:08.62	250m 2:41.36	300m 3:14.26	350m 3:46.95	400m 4:19.82
			32.63	32.77	32.78	32.74	32.90	32.69	32.87
		450m 4:52.54	500m 5:25.21	550m 5:58.23	600m 6:30.75	650m 7:03.39	700m 7:35.81	750m 8:08.22	
		32.72	32.67	33.02	32.52	32.64	32.42	32.41	31.62
6	1	6	McMAHON Kensey	BAMA	1999	0.75	8:41.03	14.79	
		50m 29.75	100m 1:01.50	150m 1:33.34	200m 2:05.48	250m 2:37.41	300m 3:09.89	350m 3:42.46	400m 4:15.62
			31.75	31.84	32.14	31.93	32.48	32.57	33.16
		450m 4:48.84	500m 5:21.99	550m 5:55.24	600m 6:28.55	650m 7:01.77	700m 7:35.20	750m 8:08.62	
		33.22	33.15	33.25	33.31	33.22	33.43	33.42	32.41
7	1	5	GORMSEN Cavan	LIAC	◆ 2005	0.71	8:41.66	15.42	
		50m 29.88	100m 1:02.23	150m 1:34.75	200m 2:07.66	250m 2:40.43	300m 3:13.36	350m 3:46.21	400m 4:19.49
			32.35	32.52	32.91	32.77	32.93	32.85	33.28
		450m 4:52.42	500m 5:25.60	550m 5:58.48	600m 6:31.56	650m 7:04.25	700m 7:36.98	750m 8:09.77	
		32.93	33.18	32.88	33.08	32.69	32.73	32.79	31.89
8	1	8	MADDEN Paige	UVA	1998	0.70	8:44.02	17.78	
		50m 29.17	100m 1:00.96	150m 1:33.30	200m 2:05.69	250m 2:38.73	300m 3:11.81	350m 3:45.12	400m 4:18.35
			31.79	32.34	32.39	33.04	33.08	33.31	33.23
		450m 4:51.91	500m 5:24.99	550m 5:58.48	600m 6:31.94	650m 7:05.63	700m 7:38.98	750m 8:12.71	
		33.56	33.08	33.49	33.46	33.69	33.35	33.73	31.31
9	1	1	DONOHUE Madelyn	UVA	2001	0.66	8:45.59	19.35	
		50m 29.82	100m 1:01.72	150m 1:33.96	200m 2:07.06	250m 2:40.07	300m 3:13.33	350m 3:46.36	400m 4:19.94
			31.90	32.24	33.10	33.01	33.26	33.03	33.58
		450m 4:52.87	500m 5:26.44	550m 5:59.34	600m 6:32.97	650m 7:05.92	700m 7:39.87	750m 8:13.04	
		32.93	33.57	32.90	33.63	32.95	33.95	33.17	32.55
10	1	3	STONEBURG Blair	TCA	◆ 2004	0.64	8:47.21	20.97	
		50m 29.59	100m 1:02.13	150m 1:34.68	200m 2:07.52	250m 2:40.38	300m 3:13.35	350m 3:46.77	400m 4:20.06
			32.54	32.55	32.84	32.86	32.97	33.42	33.29
		450m 4:53.43	500m 5:26.62	550m 6:00.18	600m 6:33.86	650m 7:07.55	700m 7:41.52	750m 8:14.92	
		33.37	33.19	33.56	33.68	33.69	33.97	33.40	32.29

Official Timekeeping by Omega





2021 TYR Pro Swim Series

Indianapolis

May 12 - 15

Event 127

15 MAY 2021 - 7:11 PM

Women's 800m Freestyle

Fastest Heats

Results Summary

Event Number 27

Fastest Heats

Rank	Heat	Lane	Name	Club Code	Year of Birth	R.T.	Time	Time Behind
11	1	2	KARRAS Sophia	LIAC	2003	0.56	8:48.29	22.05
	50m 30.61	100m 1:03.25	150m 1:36.49	200m 2:09.50	250m 2:42.75	300m 3:16.00	350m 3:49.61	400m 4:22.79
		32.64	33.24	33.01	33.25	33.25	33.61	33.18
	450m 4:56.45	500m 5:29.98	550m 6:03.49	600m 6:36.81	650m 7:10.51	700m 7:43.59	750m 8:16.63	
	33.66	33.53	33.51	33.32	33.70	33.08	33.04	31.66
12	1	7	LANING Erica	SUN	1999	0.79	8:49.84	23.60
	50m 30.20	100m 1:02.66	150m 1:35.21	200m 2:08.16	250m 2:40.98	300m 3:14.11	350m 3:47.29	400m 4:20.61
		32.46	32.55	32.95	32.82	33.13	33.18	33.32
	450m 4:54.08	500m 5:27.65	550m 6:01.70	600m 6:35.67	650m 7:04.40	700m 7:43.24	750m 8:16.97	
	33.47	33.57	34.05	33.97	28.73	38.84	33.73	32.87
13	1	1	KILGALLON Abigail	UN-MN	1999	0.64	8:52.65	26.41
	50m 30.26	100m 1:02.66	150m 1:35.44	200m 2:08.82	250m 2:41.81	300m 3:15.44	350m 3:48.83	400m 4:22.69
		32.40	32.78	33.38	32.99	33.63	33.39	33.86
	450m 4:56.36	500m 5:30.35	550m 6:03.91	600m 6:37.78	650m 7:11.41	700m 7:45.49	750m 8:19.40	
	33.67	33.99	33.56	33.87	33.63	34.08	33.91	33.25
14	1	7	ARZAVE Juli	UN-SI	2001	0.78	8:58.68	32.44
	50m 30.36	100m 1:03.27	150m 1:36.73	200m 2:10.21	250m 2:43.67	300m 3:17.27	350m 3:51.00	400m 4:24.94
		32.91	33.46	33.48	33.46	33.60	33.73	33.94
	450m 4:59.01	500m 5:33.31	550m 6:07.50	600m 6:42.13	650m 7:16.15	700m 7:50.68	750m 8:24.77	
	34.07	34.30	34.19	34.63	34.02	34.53	34.09	33.91
15	1	6	WILLIAMS Liberty	UN-KY	2001	0.68	9:02.72	36.48
	50m 30.86	100m 1:04.52	150m 1:39.22	200m 2:13.42	250m 2:47.45	300m 3:21.39	350m 3:55.85	400m 4:30.40
		33.66	34.70	34.20	34.03	33.94	34.46	34.55
	450m 5:05.15	500m 5:39.55	550m 6:13.42	600m 6:47.81	650m 7:21.75	700m 7:55.78	750m 8:29.54	
	34.75	34.40	33.87	34.39	33.94	34.03	33.76	33.18

Legend:	AR American Record	CR Championship Record	OT Trials Cut	R.T. Reaction Time
	WJ World Junior Record	WR World Record	♦ Junior swimmer	

Official Timekeeping by Omega





2021 TYR Pro Swim Series

Indianapolis

May 12 - 15

Event 128 15 MAY 2021 - 7:22 PM

Men's 800m Freestyle

Fastest Heats

Results Summary

Event Number 28

	Record	Splits			Name	NAT Code	Location	Date
WR	7:32.12	55.20	1:52.55	3:46.79	ZHANG Lin	CHN	Rome (ITA)	29 JUL 2009
AR	7:43.60	56.98	1:56.76	3:52.80	McBROOM Michael	USA	Barcelona (ESP)	31 JUL 2013
CR	7:49.96				McBROOM Michael	USA	Santa Clara (USA)	1 JAN 2014
WJ	7:45.67	55.75	1:53.99	3:52.05	BEST TIME		Dubai (UAE)	28 AUG 2013
OT	8:12.99				BEST TIME		omaha (USA)	

Fastest Heats

Rank	Heat	Lane	Name	Club Code	Year of Birth	R.T.	Time	Time Behind	
1	1	5	EL KAMASH Marwan	ISC	1994	0.73	7:53.28		
	50m	27.08	100m 56.71	150m 1:26.58	200m 1:56.32	250m 2:26.12	300m 2:56.25	350m 3:26.05	400m 3:56.28
			29.63	29.87	29.74	29.80	30.13	29.80	30.23
	450m	4:26.20	500m 4:56.12	550m 5:26.06	600m 5:56.30	650m 6:25.99	700m 6:56.02	750m 7:25.45	
		29.92	29.92	29.94	30.24	29.69	30.03	29.43	27.83
2	1	1	MESTRE Alfonso	UN-FL	2001	0.75	7:55.69	2.41	
	50m	26.34	100m 55.46	150m 1:24.92	200m 1:54.08	250m 2:23.65	300m 2:53.41	350m 3:23.54	400m 3:53.65
			29.12	29.46	29.16	29.57	29.76	30.13	30.11
	450m	4:23.75	500m 4:53.90	550m 5:24.48	600m 5:54.62	650m 6:24.75	700m 6:54.72	750m 7:24.89	
		30.10	30.15	30.58	30.14	30.13	29.97	30.17	30.80
3	1	4	GROTHER Zane	BCH	1992	0.72	7:59.33	6.05	
	50m	27.40	100m 57.38	150m 1:27.56	200m 1:57.56	250m 2:27.80	300m 2:58.09	350m 3:28.50	400m 3:58.65
			29.98	30.18	30.00	30.24	30.29	30.41	30.15
	450m	4:28.90	500m 4:59.17	550m 5:29.81	600m 6:00.29	650m 6:31.05	700m 7:01.44	750m 7:31.11	
		30.25	30.27	30.64	30.48	30.76	30.39	29.67	28.22
4	1	7	D'ARRIGO Mitch	GSC-FL	1995	0.70	8:01.56	8.28	
	50m	27.65	100m 57.51	150m 1:27.81	200m 1:58.03	250m 2:28.52	300m 2:58.89	350m 3:29.48	400m 4:00.02
			29.86	30.30	30.22	30.49	30.37	30.59	30.54
	450m	4:30.63	500m 5:01.46	550m 5:32.07	600m 6:02.68	650m 6:32.79	700m 7:02.98	750m 7:32.56	
		30.61	30.83	30.61	30.61	30.11	30.19	29.58	29.00
5	1	3	WIESER Chris	DART	1995	0.61	8:01.92	8.64	
	50m	27.78	100m 57.78	150m 1:27.65	200m 1:58.68	250m 2:29.32	300m 3:00.02	350m 3:30.77	400m 4:00.94
			30.00	29.87	31.03	30.64	30.70	30.75	30.17
	450m	4:30.98	500m 5:01.27	550m 5:31.82	600m 6:01.96	650m 6:32.14	700m 7:02.60	750m 7:32.66	
		30.04	30.29	30.55	30.14	30.18	30.46	30.06	29.26
6	1	6	ROBERTS Will	CW	1999	0.70	8:04.88	11.60	
	50m	27.62	100m 56.83	150m 1:26.25	200m 1:56.39	250m 2:26.96	300m 2:57.71	350m 3:28.34	400m 3:58.95
			29.21	29.42	30.14	30.57	30.75	30.63	30.61
	450m	4:29.83	500m 5:00.75	550m 5:31.66	600m 6:02.37	650m 6:33.06	700m 7:03.70	750m 7:34.36	
		30.88	30.92	30.91	30.71	30.69	30.64	30.66	30.52
7	2	6	DANNHAUSER Josh	UN-WI	1998	0.75	8:06.62	13.34	
	50m	28.02	100m 58.37	150m 1:28.79	200m 1:59.56	250m 2:30.27	300m 3:00.93	350m 3:31.73	400m 4:02.53
			30.35	30.42	30.77	30.71	30.66	30.80	30.80
	450m	4:33.23	500m 5:03.94	550m 5:34.82	600m 6:05.76	650m 6:36.46	700m 7:07.26	750m 7:37.74	
		30.70	30.71	30.88	30.94	30.70	30.80	30.48	28.88
8	2	5	CLARK Charlie	OSU	2002	0.73	8:06.93	13.65	
	50m	29.10	100m 59.76	150m 1:30.94	200m 2:01.87	250m 2:32.99	300m 3:04.07	350m 3:34.96	400m 4:05.51
			30.66	31.18	30.93	31.12	31.08	30.89	30.55
	450m	4:36.09	500m 5:06.53	550m 5:37.01	600m 6:07.57	650m 6:37.98	700m 7:08.40	750m 7:38.44	
		30.58	30.44	30.48	30.56	30.41	30.42	30.04	28.49
9	2	3	WILLIAMS Jude	UN-WI	2001	0.70	8:07.51	14.23	
	50m	28.34	100m 59.45	150m 1:31.14	200m 2:01.90	250m 2:32.71	300m 3:03.27	350m 3:33.55	400m 4:03.83
			31.11	31.69	30.76	30.81	30.56	30.28	30.28
	450m	4:34.18	500m 5:04.80	550m 5:35.26	600m 6:05.78	650m 6:36.20	700m 7:06.83	750m 7:37.20	
		30.35	30.62	30.46	30.52	30.42	30.63	30.37	30.31
10	1	8	PAGE Advait	UN-FL	2001	0.80	8:11.04	17.76	
	50m	28.54	100m 58.92	150m 1:29.90	200m 2:00.92	250m 2:31.98	300m 3:03.18	350m 3:34.36	400m 4:05.42
			30.38	30.98	31.02	31.06	31.20	31.18	31.06
	450m	4:36.35	500m 5:07.60	550m 5:38.75	600m 6:09.86	650m 6:41.04	700m 7:12.12	750m 7:42.92	
		30.93	31.25	31.15	31.11	31.18	31.08	30.80	28.12

Official Timekeeping by Omega





2021 TYR Pro Swim Series

Indianapolis

May 12 - 15

Event 128

15 MAY 2021 - 7:22 PM

Men's 800m Freestyle

Fastest Heats

Results Summary

Event Number 28

Fastest Heats

Rank	Heat	Lane	Name	Club Code	Year of Birth	R.T.	Time	Time Behind
11	1	5	CALVILLO Mikey	ISC	2000	0.70	8:11.13	17.85
			50m 27.77					
			100m 57.87					
			150m 1:28.46					
			200m 1:59.21					
			250m 2:30.03					
			300m 3:01.12					
			350m 3:32.45					
			400m 4:03.71					
			450m 4:34.92					
			500m 5:06.15					
			550m 5:37.17					
			600m 6:08.43					
			650m 6:39.40					
			700m 7:10.21					
			750m 7:40.93					
			31.21					
			31.23					
			31.02					
			31.26					
			30.75					
			30.82					
			30.97					
			30.81					
			30.72					
			30.20					
12	1	2	KATZ Arik	VS	2001	0.70	8:11.50	18.22
			50m 28.07					
			100m 58.60					
			150m 1:29.22					
			200m 2:00.21					
			250m 2:30.62					
			300m 3:02.54					
			350m 3:34.11					
			400m 4:05.31					
			450m 4:35.74					
			500m 5:07.58					
			550m 5:38.76					
			600m 6:09.97					
			650m 6:41.10					
			700m 7:12.20					
			750m 7:42.12					
			30.43					
			31.84					
			31.18					
			31.21					
			31.13					
			31.10					
			29.92					
			29.38					
13	1	6	VARGAS JACOBO Ricardo	CW	1997	0.65	8:11.72	18.44
			50m 27.89					
			100m 57.72					
			150m 1:28.04					
			200m 1:58.19					
			250m 2:28.58					
			300m 2:58.90					
			350m 3:29.42					
			400m 4:00.00					
			450m 4:30.58					
			500m 5:02.00					
			550m 5:33.47					
			600m 6:05.00					
			650m 6:36.94					
			700m 7:09.00					
			750m 7:41.24					
			30.58					
			31.42					
			31.47					
			31.53					
			31.94					
			32.06					
			32.24					
			30.48					
14	1	4	MITCHELL Jake	CSC	2001	0.75	8:12.95	19.67
			50m 27.61					
			100m 57.97					
			150m 1:28.62					
			200m 1:59.28					
			250m 2:30.04					
			300m 3:01.08					
			350m 3:32.24					
			400m 4:03.51					
			450m 4:34.89					
			500m 5:06.39					
			550m 5:37.53					
			600m 6:08.99					
			650m 6:40.07					
			700m 7:11.57					
			750m 7:42.91					
			31.38					
			31.50					
			31.14					
			31.46					
			31.08					
			31.50					
			31.50					
			31.34					
			30.04					
15	1	7	PORGES Dylan	TAC-NC	2000	0.72	8:14.05	20.77
			50m 27.35					
			100m 57.13					
			150m 1:27.07					
			200m 1:57.65					
			250m 2:28.77					
			300m 2:59.82					
			350m 3:30.95					
			400m 4:02.21					
			450m 4:33.50					
			500m 5:04.99					
			550m 5:36.83					
			600m 6:09.11					
			650m 6:41.37					
			700m 7:13.81					
			750m 7:44.81					
			31.29					
			31.49					
			31.84					
			32.28					
			30.58					
			30.32					
			30.15					
			30.39					
			30.52					
			30.52					
			30.52					
			30.52					
			32.26					
			32.44					
			31.00					
			29.24					
16	1	8	SMITH T C	UN-KY	1999	0.64	8:14.09	20.81
			50m 27.62					
			100m 57.63					
			150m 1:27.84					
			200m 1:58.30					
			250m 2:29.15					
			300m 3:00.11					
			350m 3:31.57					
			400m 4:02.64					
			450m 4:34.22					
			500m 5:05.62					
			550m 5:37.38					
			600m 6:08.87					
			650m 6:40.70					
			700m 7:12.27					
			750m 7:44.04					
			31.58					
			31.40					
			31.76					
			31.49					
			31.49					
			31.76					
			31.49					
			31.76					
			31.46					
			31.07					
			30.05					
			30.85					
			30.96					
			31.46					
			31.77					
			30.05					
			30.05					
			30.05					
			31.83					
			31.57					
			31.77					
			30.05					
17	1	2	CURLEY Hayden	UN-KY	1999	0.57	8:15.13	21.85
			50m 27.94					
			100m 58.02					
			150m 1:28.76					
			200m 1:59.36					
			250m 2:30.67					
			300m 3:01.71					
			350m 3:33.01					
			400m 4:04.22					
			450m 4:35.71					
			500m 5:07.14					
			550m 5:38.52					
			600m 6:10.08					
			650m 6:41.74					
			700m 7:13.22					
			750m 7:44.90					
			31.49					
			31.43				</	



2021 TYR Pro Swim Series

Indianapolis

May 12 - 15

Swimming

Competition Schedule

As of SAT 15 MAY 2021

Date	Session	Start Time	Event Number	Event	Phase	Number of Heats
WED 12 MAY	Evening	17:00	1	Women's 1500m Freestyle	Final (Fastest Heats)	
		17:18	2	Men's 1500m Freestyle	Final (Fastest Heats)	
		18:20		<i>End time of session</i>		
THU 13 MAY	Morning	09:00	3	Women's 100m Freestyle	Heats	6
		09:10	4	Men's 100m Freestyle	Heats	8
		09:23	5	Women's 100m Breaststroke	Heats	5
		09:33	6	Men's 100m Breaststroke	Heats	5
		09:43	7	Women's 200m Butterfly	Heats	3
		09:52	8	Men's 200m Butterfly	Heats	4
		10:04	9	Women's 400m Freestyle	Heats	4
		10:24	10	Men's 400m Freestyle	Heats	4
		10:43		<i>End time of session</i>		
		Evening	18:00	3	Women's 100m Freestyle	Final
	18:05		4	Men's 100m Freestyle	Final	
	18:10		5	Women's 100m Breaststroke	Final	
	18:15		6	Men's 100m Breaststroke	Final	
	18:21		7	Women's 200m Butterfly	Final	
	18:28		8	Men's 200m Butterfly	Final	
	18:36		9	Women's 400m Freestyle	Final	
	18:47		10	Men's 400m Freestyle	Final	
18:59		<i>End time of session</i>				
FRI 14 MAY	Morning	09:00	11	Women's 200m Freestyle	Heats	5
		09:16	12	Men's 200m Freestyle	Heats	6
		09:33	13	Women's 200m Backstroke	Heats	3
		09:44	14	Men's 200m Backstroke	Heats	4
		09:58	15	Women's 400m Individual Medley	Heats	3
		10:15	16	Men's 400m Individual Medley	Heats	2
		10:26	17	Women's 100m Butterfly	Heats	5
		10:36	18	Men's 100m Butterfly	Heats	6
		10:47	11	Women's 200m Freestyle	Heats Swim-off	1
		10:51		<i>End time of session</i>		
		Evening	18:00	11	Women's 200m Freestyle	Final
	18:10		12	Men's 200m Freestyle	Final	
	18:20		13	Women's 200m Backstroke	Final	
	18:30		14	Men's 200m Backstroke	Final	
	18:40		15	Women's 400m Individual Medley	Final	
	18:55		16	Men's 400m Individual Medley	Final	
	19:10		17	Women's 100m Butterfly	Final	
	19:19	18	Men's 100m Butterfly	Final		
19:27		<i>End time of session</i>				

Official Timekeeping by Omega





2021 TYR Pro Swim Series

Indianapolis

May 12 - 15

Swimming

Competition Schedule

As of SAT 15 MAY 2021

Date	Session	Start Time	Event Number	Event	Phase	Number of Heats	
SAT 15 MAY	Morning	09:00	19	Women's 100m Backstroke	Heats	5	
		09:12	20	Men's 100m Backstroke	Heats	5	
		09:24	21	Women's 200m Breaststroke	Heats	5	
		09:42	22	Men's 200m Breaststroke	Heats	4	
		09:55	23	Women's 50m Freestyle	Heats	6	
		10:05	24	Men's 50m Freestyle	Heats	6	
		10:13	25	Women's 200m Individual Medley	Heats	5	
		10:30	26	Men's 200m Individual Medley	Heats	5	
		10:46	27	Women's 800m Freestyle	Final (Slowest Heats)	1	
		10:55	28	Men's 800m Freestyle	Final (Slowest Heats)	2	
		11:13		<i>End time of session</i>			
		Evening	18:00	19	Women's 100m Backstroke	Final	
			18:07	20	Men's 100m Backstroke	Final	
			18:15	21	Women's 200m Breaststroke	Final	
	18:25		22	Men's 200m Breaststroke	Final		
	18:36		23	Women's 50m Freestyle	Final		
	18:42		24	Men's 50m Freestyle	Final		
	18:48		25	Women's 200m Individual Medley	Final		
	18:58		26	Men's 200m Individual Medley	Final		
	19:11		27	Women's 800m Freestyle	Final (Fastest Heats)		
	19:22		28	Men's 800m Freestyle	Final (Fastest Heats)		
	19:32			<i>End time of session</i>			

Official Timekeeping by Omega





2021 TYR Pro Swim Series

Indianapolis

May 12 - 15

Swimming

Records Set by Event

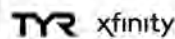
As of SAT 15 MAY 2021

Event		Name	Club Code	Time	Record Type
Men's 100m Breaststroke	Heat 5	ANDREW Michael	USA	58.82	CR
	Final	ANDREW Michael	USA	58.67	US,CR
Men's 100m Butterfly	Final	ANDREW Michael	USA	50.80	CR

Legend:

CR Championship Record **US** US Open Record

Official Timekeeping by Omega





2021 TYR Pro Swim Series

Indianapolis

May 12 - 15

Swimming

Records Set by Record Type

As of SAT 15 MAY 2021

CHAMPIONSHIP RECORD

Total number of Championship Records set: 3

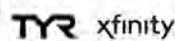
Event		Name	Club Code	Time	Date
Men's 100m Breaststroke	Heat 5	ANDREW Michael	USA	58.82	13 MAY
	Final	ANDREW Michael	USA	58.67	13 MAY
Men's 100m Butterfly	Final	ANDREW Michael	USA	50.80	14 MAY

US OPEN RECORD

Total number of US Open Records set: 1

Event		Name	Club Code	Time	Date
Men's 100m Breaststroke	Final	ANDREW Michael	USA	58.67	13 MAY

Official Timekeeping by Omega





2021 TYR Pro Swim Series

Indianapolis

May 12 - 15

Swimming

Records Set by Date

As of SAT 15 MAY 2021

Date	Event		Name	Club Code	Time	Record Type
13 MAY	Men's 100m Breaststroke	Heat 5	ANDREW Michael	USA	58.82	Championship
		Final	ANDREW Michael	USA	58.67	Championship
		Final	ANDREW Michael	USA	58.67	US Open
14 MAY	Men's 100m Butterfly	Final	ANDREW Michael	USA	50.80	Championship

Official Timekeeping by Omega

